

Knowledge Graph Tutorial



Jay Pujara
jaypujara.org
jay@cs.umd.edu
@jay_mlr



Sameer Singh
sameersingh.org
sameer@uci.edu
@sameer_

Knowledge Graph Primer

TOPICS:

WHAT IS A KNOWLEDGE GRAPH?

WHY ARE KNOWLEDGE GRAPHS IMPORTANT?

WHERE DO KNOWLEDGE GRAPHS COME FROM?

KNOWLEDGE REPRESENTATION CHOICES

PROBLEM OVERVIEW

Knowledge Graph Primer

TOPICS:

WHAT IS A KNOWLEDGE GRAPH?

WHY ARE KNOWLEDGE GRAPHS IMPORTANT?

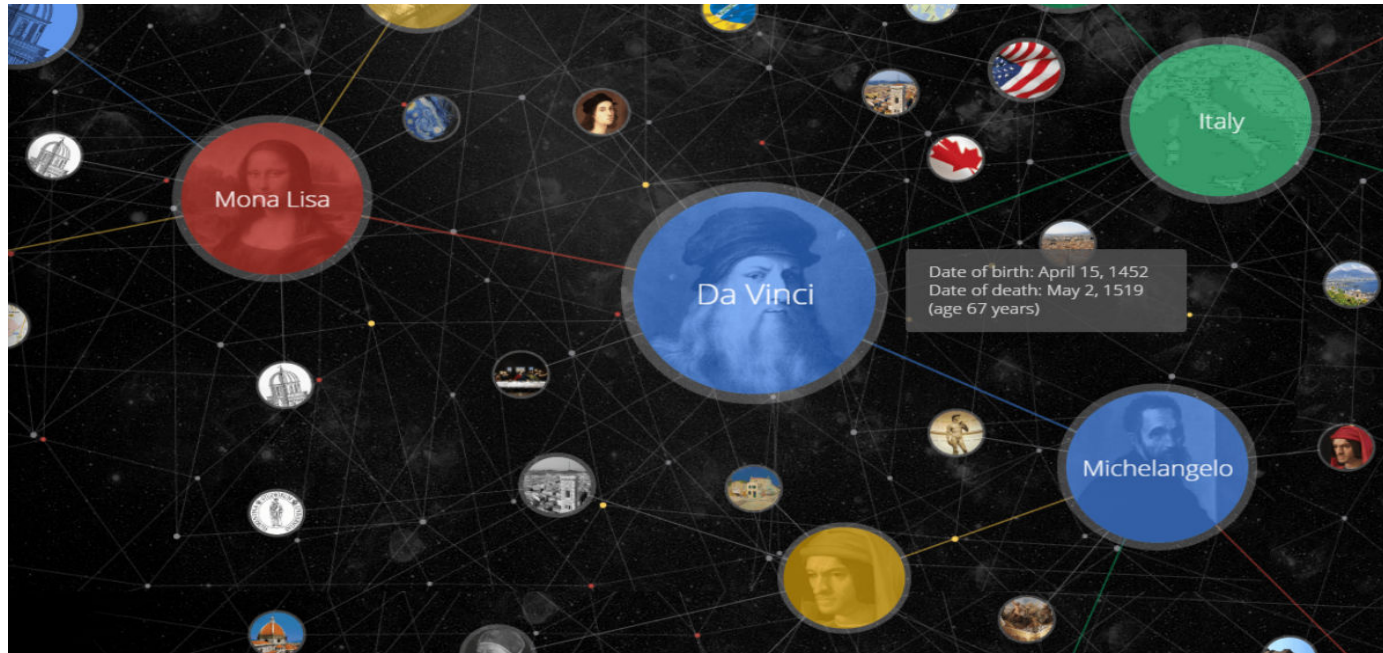
WHERE DO KNOWLEDGE GRAPHS COME FROM?

KNOWLEDGE REPRESENTATION CHOICES

PROBLEM OVERVIEW

Knowledge Graph

Essentially, KG is a semantic network, which models **the entities (including properties)** and **the relation between each other.**



What is a knowledge graph?

What is a knowledge graph?

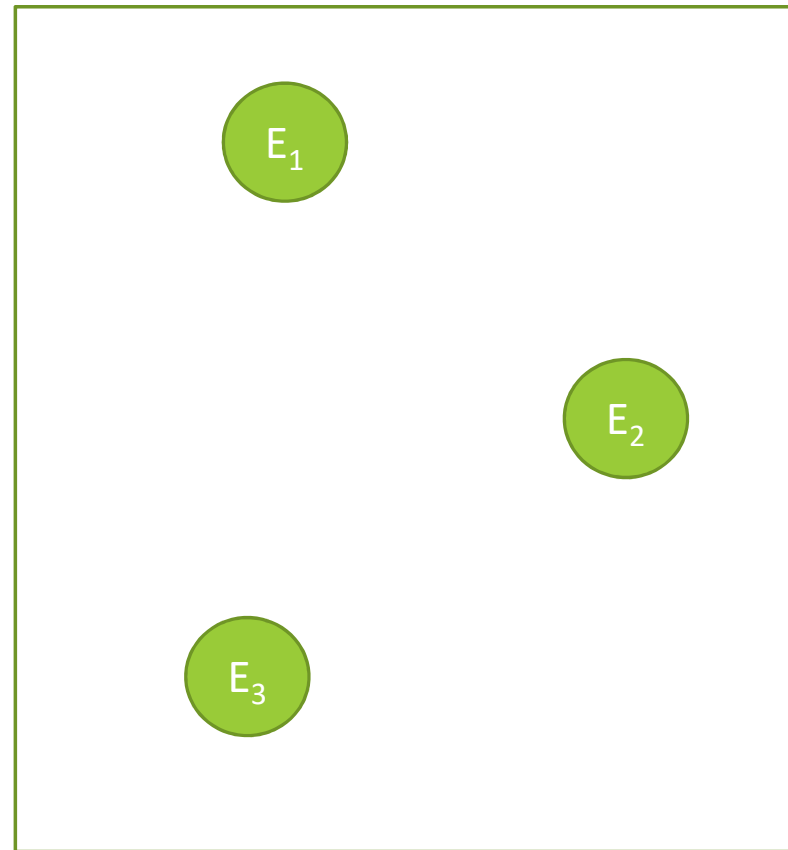
- Knowledge in graph form!

What is a knowledge graph?

- Knowledge in graph form!
- Captures entities, attributes, and relationships

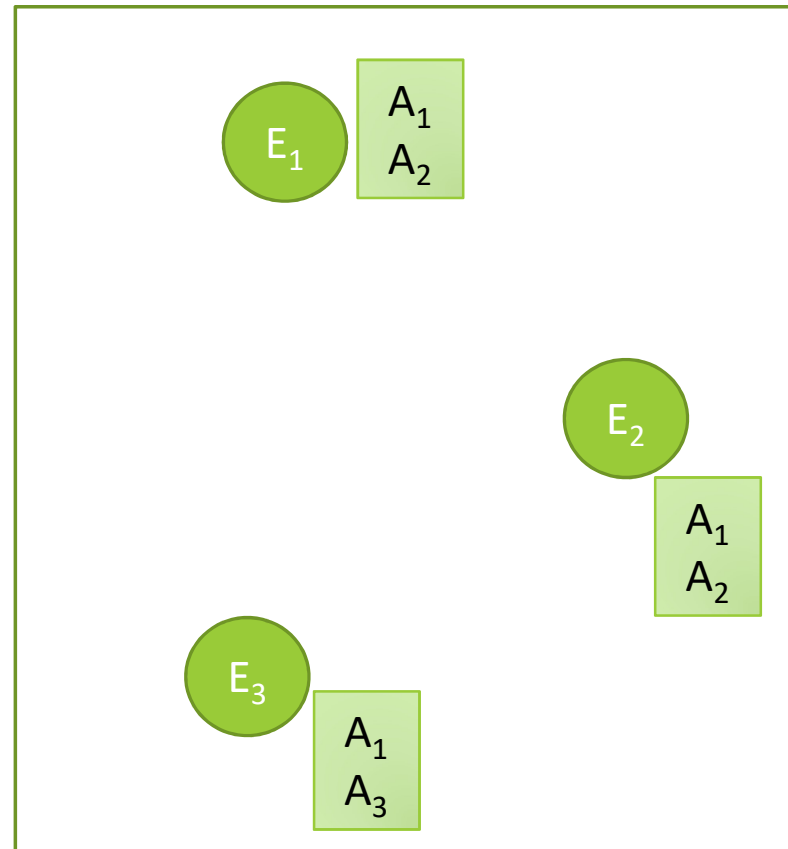
What is a knowledge graph?

- Knowledge in graph form!
- Captures entities, attributes, and relationships
- Nodes are entities



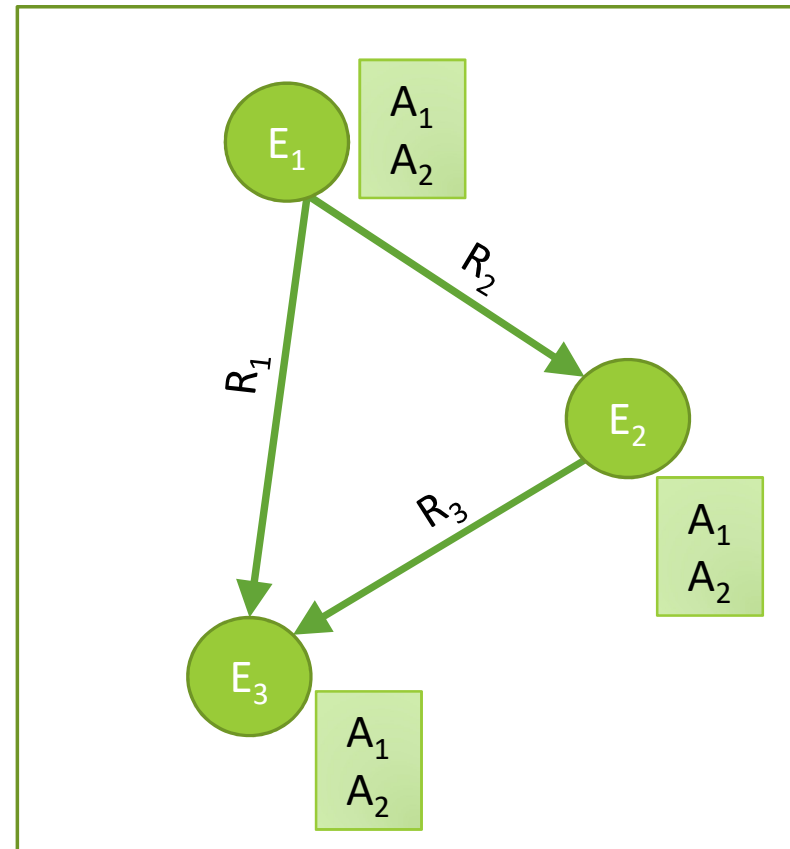
What is a knowledge graph?

- Knowledge in graph form!
- Captures entities, attributes, and relationships
- Nodes are entities
- Nodes are labeled with attributes (e.g., types)



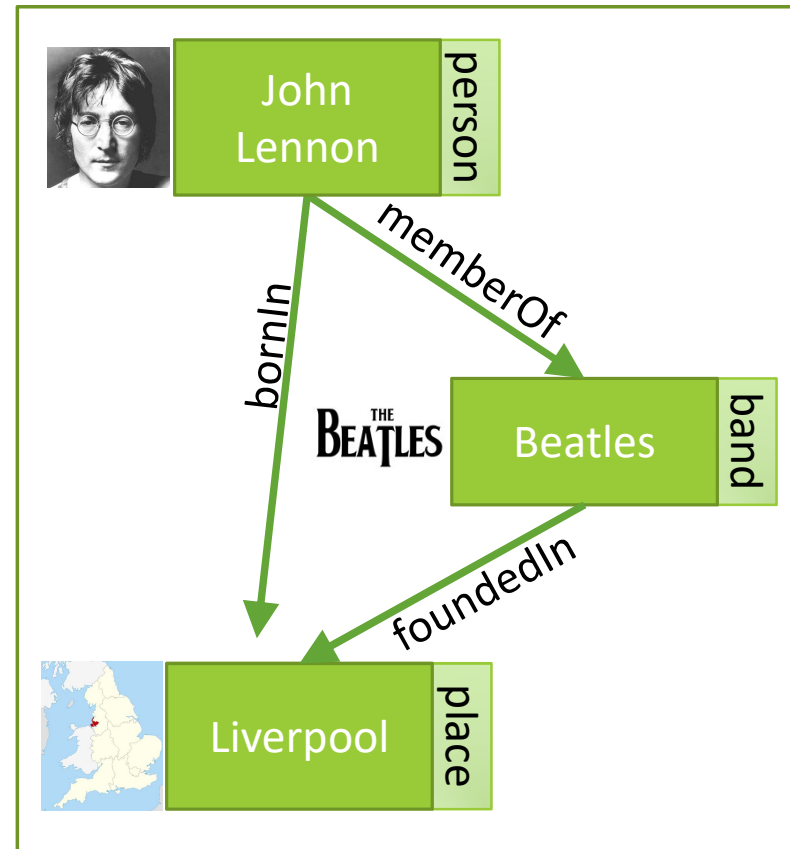
What is a knowledge graph?

- Knowledge in graph form!
- Captures entities, attributes, and relationships
- Nodes are entities
- Nodes are labeled with attributes (e.g., types)
- Typed edges between two nodes capture a relationship between entities



Example knowledge graph

- Knowledge in graph form!
- Captures entities, attributes, and relationships
- Nodes are entities
- Nodes are labeled with attributes (e.g., types)
- Typed edges between two nodes capture a relationship between entities



Knowledge Graph Primer

TOPICS:

WHAT IS A KNOWLEDGE GRAPH?

WHY ARE KNOWLEDGE GRAPHS IMPORTANT?

WHERE DO KNOWLEDGE GRAPHS COME FROM?

KNOWLEDGE REPRESENTATION CHOICES

PROBLEM OVERVIEW

Why knowledge graphs?

- Humans:
 - Combat information overload
 - Explore via intuitive structure
 - Tool for supporting knowledge-driven tasks

- AIs:
 - Key ingredient for many AI tasks
 - Bridge from data to human semantics
 - Use decades of work on graph analysis

Interdisciplinary Research

Database

RDF Database

Data Integration 、 Knowledge Fusion

Natural Language Processing

Information Extraction
Semantic Parsing



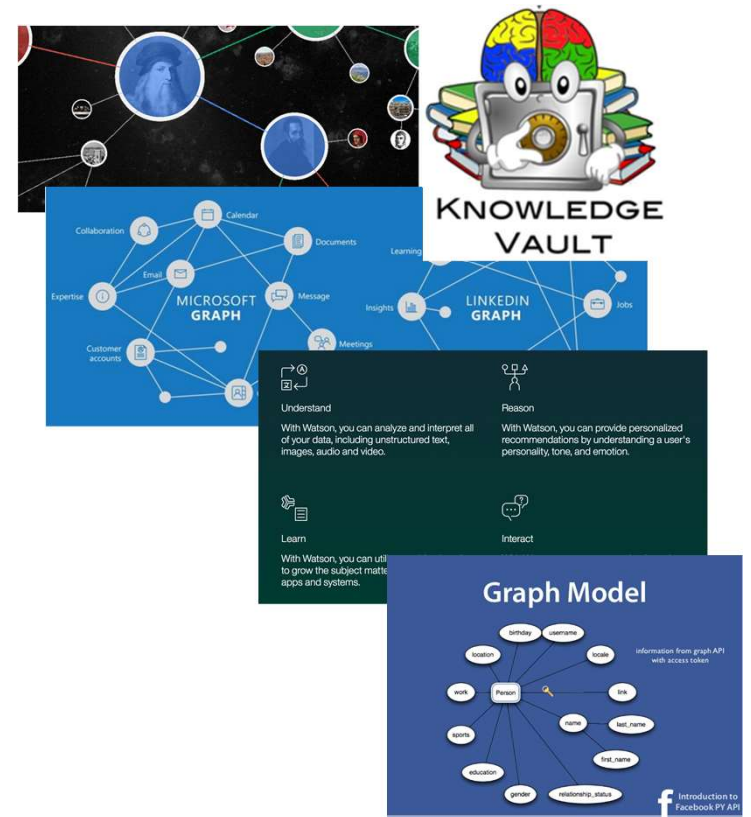
**Machine
Learning**
Knowledge
Representation
(Graph Embedding)

Knowledge Engineering

KB construction
Rule-based Reasoning

Knowledge Graphs & Industry

- Google Knowledge Graph
 - Google Knowledge Vault
- Amazon Product Graph
- Facebook Graph API
- IBM Watson
- Microsoft Satori
 - Project Hanover/Literome
- LinkedIn Knowledge Graph
- Yandex Object Answer
- Diffbot, GraphIQ, Maana, ParseHub, Reactor Labs, SpazioDati



Knowledge Graph Primer

TOPICS:

WHAT IS A KNOWLEDGE GRAPH?

WHY ARE KNOWLEDGE GRAPHS IMPORTANT?

WHERE DO KNOWLEDGE GRAPHS COME FROM?

KNOWLEDGE REPRESENTATION CHOICES


PROBLEM OVERVIEW

Where do knowledge graphs come from?

Where do knowledge graphs come from?

- Structured Text
 - Wikipedia Infoboxes, tables, databases, social nets

The Beatles



The "Fab Four" Beatles lineup in 1964.
Clockwise from top left: John Lennon, Paul McCartney, Ringo Starr and George Harrison

Background information

Origin	Liverpool, England, United Kingdom
Genres	Rock · pop
Years active	1960–1970
Labels	EMI · Poly Swan · Vee United Artists
Associated acts	The Quarry Preston · P
Website	thebeatles.com
Past members	John Lennon Paul McCartney George Harrison Ringo Starr

© National Oceanography Centre, Liverpool

	00:18	07:06	12:36	19:32
Mon 30th	9.15m H	1.34m L	9.50m H	1.20m L
Jan 2017				
Tue 31st	00:55	07:43	13:14	20:10
	9.18m H	1.36m L	9.49m H	1.25m L
Wed 1st	01:33	08:21	13:53	20:47
Feb 2017	9.10m H	1.51m L	9.37m H	1.42m L
Thu 2nd	02:14	08:59	14:36	21:27
	8.91m H	1.76m L	9.15m H	1.70m L
Fri 3rd	03:00	09:42	15:24	22:12
	8.63m H	2.08m L	8.84m H	2.04m L
Sat 4th	03:52	10:34	16:21	23:09
	8.27m H	2.43m L	8.45m H	2.39m L
Sun 5th	04:59	11:42	17:34	
	7.95m H	2.71m L	8.13m H	
Mon 6th	00:24	06:20	13:09	18:57
	2.63m L	7.82m H	2.73m L	8.06m H
Tue 7th	01:49	07:39	14:31	20:13
	2.56m L	8.03m H	2.42m L	8.29m H
Wed 8th	03:03	08:49	15:43	21:18
	2.23m L	8.46m H	1.93m L	8.69m H
Thu 9th	04:08	09:47	16:45	22:14
	1.82m L	8.94m H	1.41m L	9.07m H
Fri 10th	05:03	10:36	17:38	23:01
	1.44m L	9.34m H	0.99m L	9.35m H
Sat 11th	05:51	11:21	18:24	23:44
	1.17m L	9.61m H	0.75m L	9.47m H

The Beatles Total Album Sales Statistics		Data
Total number of Beatles albums sold		2,303,500,000
Total Albums Sold on iTunes		785,000
Total Singles Sold on iTunes		3,800,000

Sales By Available Markets	
United States	209.1 Million
Canada	13.6 Million
United Kingdom	7.5 Million
Germany	7.3 Million
France	3.1 Million
Australia	2.8 Million
Japan	1.9 Million
Argentina	1.6 Million
Brazil	600,000
Sweden	584,000
Austria	570,000
Switzerland	450,000

Beatles Billboard Chart Statistics	
Total weeks on chart	1,278 weeks
Total number ones	15
Total weeks at number one	175 weeks
Album with longest time spent at number one ("Please Please Me")	30 weeks

PREV DATA SET
NEXT DATA SET

Where do knowledge graphs come from?

- Structured Text
 - Wikipedia Infoboxes, tables, databases, social nets
- Unstructured Text
 - WWW, news, social media, reference articles

Beatles last live performance

Published: Thursday, January 26th 2017, 5:24 am PST

Updated: Monday, January 30th 2017, 4:06 am PST

Written by Jim Eftink, Producer



(KFVS) - How about a little Beatles history.

It was on this date in 1969, the band performed their last live public performance.

Allan Williams, First Manager of the Beatles, Dies at 86

[Source: Stock Im] By ALLAN KOZINN DEC. 31, 2016

The Beatles
January 17 at 10:00am · 🌐

The Harrison family is proud to announce the release of George Harrison – The Vinyl Collection box set featuring all of George Harrison's solo studio albums in one collection for the first time.

GEORGE HARRISON - THE VINYL COLLECTION
Released on 24th February, 2017, the vinyl box set includes all twelve of George's studio albums with exact replicas of the original release track listing and artwork. Also included in the box set are George's classic live album Live in Japan (2L) ... See More

George Harrison - The Vinyl Collection - Released February 24th 2017
George Harrison - The Vinyl Collection, available to pre-order now with an exclusive & limited edition...
YOUTUBE.COM

Like Comment Share

love wow! 3K Top Comments

908 shares

Write a comment...

Jeffrey Smith What I would really be interested in is an "All Things Must Pass...Stripped Down" with just the basic tracks without Phil Spector's Wall of Sound. I'll bet it would sound really good and I would buy it in a heartbeat.
Like Reply · 8kg 31 · January 17 at 10:20am
17 Replies

Dave Standing I can just see the greedy Harrison family and the greedy music industry multi-millionaire big wigs rubbing their hands with glee once more whilst discussing various methods to make people buy their already bought and paid for record collections all o... See More
Like Reply · 8kg 26 · January 17 at 10:19am · Edited
30 Replies

View more comments 2 of 169

The Beatles
January 17 at 6:55am · 🌐

"Of very few individual songs can it be said, 'This changed the course of popular music.' 'A Day in The Life' is one such song." - Richard Havers.

The Beatles - A Day in The Life
A Day in The Life The Beatles 1 Video Collection is Out Now. Get your copy here



anager of the Beatles in 1960, he sent them on a stint in Germany tagcraft. Press Association, via Associated Press

Where do knowledge graphs come from?

- Structured Text
 - Wikipedia Infoboxes, tables, databases, social nets
- Unstructured Text
 - WWW, news, social media, reference articles
- Images



Where do knowledge graphs come from?

- Structured Text
 - Wikipedia Infoboxes, tables, databases, social nets
- Unstructured Text
 - WWW, news, social media, reference articles
- Images
- Video
 - YouTube, video feeds

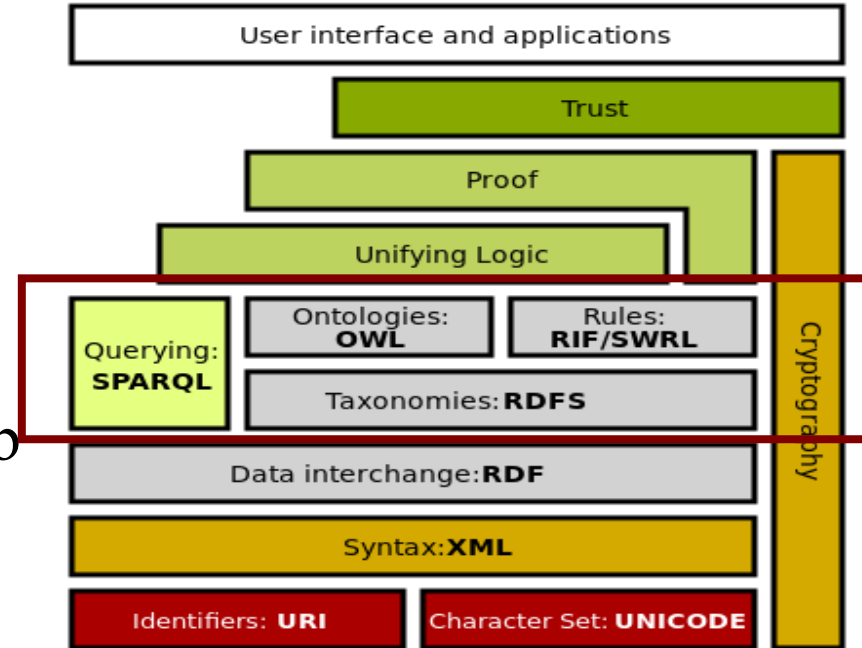
The screenshot shows a YouTube search results page for 'The Beatles'. At the top, there's a navigation bar with 'Home', 'Videos', 'Playlists', 'Channels', and 'About'. Below that, a 'Top Tracks - The Beatles' section features four video thumbnails: 'The Beatles - Hey Jude' (8:10), 'The Beatles - Don't Let Me Down' (3:32), 'The Beatles - A Day In The Life' (8:13), and 'The Beatles - Hello, Goodbye' (3:29). The main video player shows 'The Beatles - I Want To Hold Your Hand - Performed Live On The Ed Sullivan Show 2/9/64' with a progress bar at 1:00 / 2:36. Below the player, the video title is repeated, followed by the channel name 'BED PEACE starring John Lennon & Yoko Ono', a 'Subscribe' button with 17,609 subscribers, and a view count of 852,022 views.

Knowledge Representation

- Decades of research into knowledge representation
- Most knowledge graph implementations use RDF triples
 - `<rdf:subject, rdf:predicate, rdf:object> : r(s,p,o)`
 - Temporal scoping, reification, and skolemization...
- ABox (assertions) versus TBox (terminology)
- Common ontological primitives
 - `rdfs:domain, rdfs:range, rdf:type, rdfs:subClassOf, rdfs:subPropertyOf, ...`
 - `owl:inverseOf, owl:TransitiveProperty, owl:FunctionalProperty, ...`

Resource Description Framework (RDF)

- RDF is an **de facto standard** for Knowledge Graph (KG).
- RDF is a **language** for the conceptual modeling of information about web resources
- A **building block** of semantic web
- Make the information on the web and the interrelationships among them "**Machine Understandable**"



RDF and Semantic Web

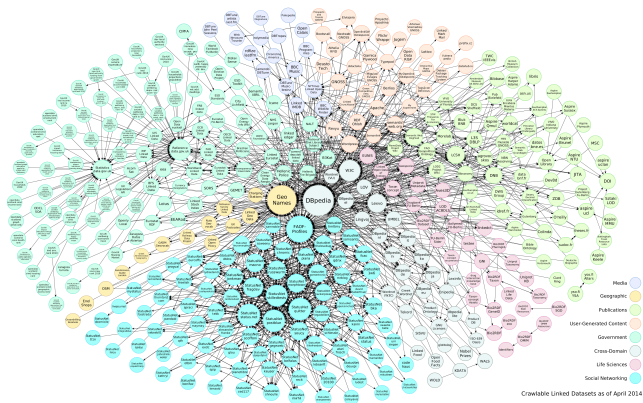
- ▶ RDF is a language for the conceptual modeling of information about web resources
- ▶ A building block of semantic web
 - ▶ Facilitates exchange of information
 - ▶ Search engines can retrieve more relevant information
 - ▶ Facilitates data integration (mashes)
- ▶ Machine **understandable**
 - ▶ Understand the information on the web and the interrelationships among them

RDF Uses

- ▶ Yago and DBPedia extract facts from Wikipedia & represent as RDF → structural queries
- ▶ Communities build RDF data
 - ▶ E.g., biologists: Bio2RDF and Uniprot RDF
- ▶ Web data integration
 - ▶ Linked Data Cloud
- ▶ ...

RDF Data Volumes ...

- ▶ ... are growing – and fast
 - ▶ Linked data cloud currently consists of 325 datasets with >25B triples
 - ▶ Size almost doubling every year




April '14:
1091 datasets, ???
triples

Max Schmachtenberg, Christian Bizer, and Heiko Paulheim: Adoption of Linked Data Best Practices in Different Topical Domains. In *Proc. ISWC, 2014*.

RDF Introduction

- ▶ Everything is an **uniquely** named **resource**
- ▶ Namespaces can be used to scope the names
- ▶ Properties of resources can be defined
- ▶ Relationships with other resources can be defined
- ▶ Resources can be contributed by different people/groups and can be located anywhere in the web
 - ▶ Integrated web “database”

xmlns:y=<http://en.wikipedia.org/wiki>
y:Abraham.Lincoln



Abraham.Lincoln:hasName "Abraham Lincoln"
Abraham.Lincoln:BornOnDate: "1809-02-12"
Abraham.Lincoln:DiedOnDate: "1865-04-15"

Abraham.Lincoln:DiedIn



y:Washington.DC

RDF Data Model

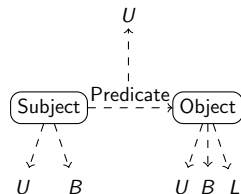
- ▶ Triple: Subject, Predicate (Property), Object (s, p, o)

Subject: the entity that is described (URI or blank node)

Predicate: a feature of the entity (URI)

Object: value of the feature (URI, blank node or literal)

- ▶ $(s, p, o) \in (U \cup B) \times U \times (U \cup B \cup L)$
- ▶ Set of RDF triples is called an **RDF graph**



U: set of URIs

B: set of blank nodes

L: set of literals

Subject	Predicate	Object
Abraham_Lincoln	hasName	"Abraham Lincoln"
Abraham_Lincoln	BornOnDate	"1809-02-12"
Abraham_Lincoln	DiedOnDate	"1865-04-15"

RDF Example Instance

Prefix: `y=http://en.wikipedia.org/wiki`

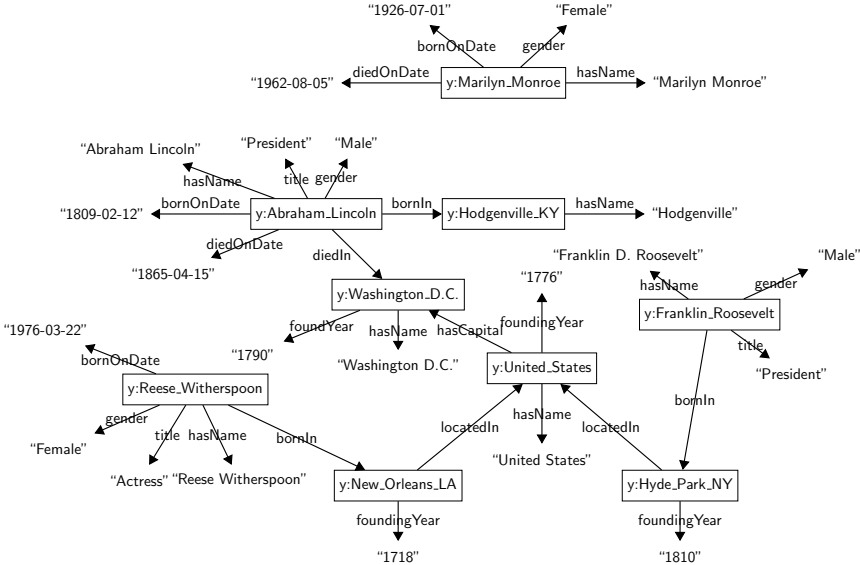
Subject	Predicate	Object
<code>y: Abraham_Lincoln</code>	<code>hasName</code>	<code>"Abraham Lincoln"</code>
<code>y: Abraham_Lincoln</code>	<code>BornOnDate</code>	<code>"1809-02-12"</code>
<code>y: Abraham_Lincoln</code>	<code>DiedOnDate</code>	<code>"1865-04-15"</code>
<code>y: Abraham_Lincoln</code>	<code>bornIn</code>	<code>y: Hodgenville_KY</code>
<code>y: Abraham_Lincoln</code>	<code>DiedIn</code>	<code>y: Washington_DC</code>
<code>y: Abraham_Lincoln</code>	<code>title</code>	<code>"President"</code>
<code>y: Abraham_Lincoln</code>	<code>gender</code>	<code>"Male"</code>
<code>y: Washington_DC</code>	<code>hasName</code>	<code>"Washington D.C."</code>
<code>y: Washington_DC</code>	<code>foundingYear</code>	<code>"1790"</code>
<code>y: Hodgenville_KY</code>	<code>hasName</code>	<code>"Hodgenville"</code>
<code>y: United_States</code>	<code>hasName</code>	<code>"United States"</code>
<code>y: United_States</code>	<code>hasCapital</code>	<code>y: Washington_DC</code>
<code>y: United_States</code>	<code>foundingYear</code>	<code>"1776"</code>
<code>y: Reese-Witherspoon</code>	<code>bornOnDate</code>	<code>"1976-03-22"</code>
<code>y: Reese-Witherspoon</code>	<code>bornIn</code>	<code>y: New_Orleans_LA</code>
<code>y: Reese-Witherspoon</code>	<code>hasName</code>	<code>"Reese Witherspoon"</code>
<code>y: Reese-Witherspoon</code>	<code>gender</code>	<code>"Female"</code>
<code>y: Reese-Witherspoon</code>	<code>title</code>	<code>"Actress"</code>
<code>y: New_Orleans_LA</code>	<code>foundingYear</code>	<code>"1718"</code>
<code>y: New_Orleans_LA</code>	<code>locatedIn</code>	<code>y: United_States</code>
<code>y: Franklin_Roosevelt</code>	<code>hasName</code>	<code>"Franklin D. Roosevelt"</code>
<code>y: Franklin_Roosevelt</code>	<code>bornIn</code>	<code>y: Hyde_Park_NY</code>
<code>y: Franklin_Roosevelt</code>	<code>title</code>	<code>"President"</code>
<code>y: Franklin_Roosevelt</code>	<code>gender</code>	<code>"Male"</code>
<code>y: Hyde_Park_NY</code>	<code>foundingYear</code>	<code>"1810"</code>
<code>y: Hyde_Park_NY</code>	<code>locatedIn</code>	<code>y: United_States</code>
<code>y: Marilyn_Monroe</code>	<code>gender</code>	<code>"Female"</code>
<code>y: Marilyn_Monroe</code>	<code>hasName</code>	<code>"Marilyn Monroe"</code>
<code>y: Marilyn_Monroe</code>	<code>bornOnDate</code>	<code>"1926-07-01"</code>
<code>y: Marilyn_Monroe</code>	<code>diedOnDate</code>	<code>"1962-08-05"</code>

URI

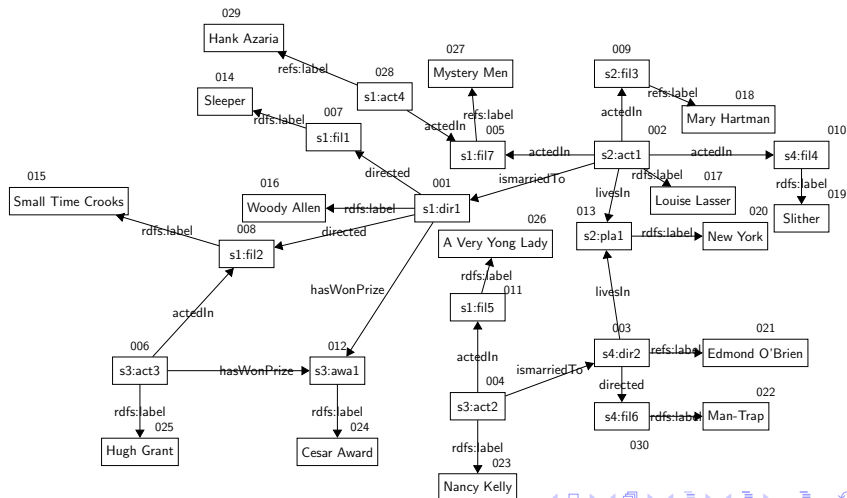
Literal

URI

RDF Graph



A Distributed RDF Graph



Representative graph processing systems

	Property graphs	Online query	Data sharding	In-memory storage	Atomicity & Transaction
★	Neo4j	Yes	Yes	No	Yes
★	Trinity	Yes	Yes	Yes	Atomicity
★	Horton	Yes	Yes	Yes	No
★	HyperGraphDB	No	Yes	No	Yes
★	FlockDB	No	Yes	Yes	Yes
★	TinkerGraph	Yes	Yes	No	Yes
★	InfiniteGraph	Yes	Yes	Yes	No
★	Cayley	Yes	Yes	SB	SB
★	Titan	Yes	Yes	SB	SB
★	MapReduce	No	No	Yes	No
★	PEGASUS	No	No	Yes	No
★	Pregel	No	No	Yes	No
★	Giraph	No	No	Yes	No
★	GraphLab	No	No	Yes	No
★	GraphChi	No	No	No	No
★	GraphX	No	No	Yes	No

DB-Engines Ranking of Graph DBMS

31 systems in ranking, September 2018

- Cypher query language is used by Neo4j.
- Gremlin is used by most of graph DBMSs.
- GSQL is used by TigerGraph.

Rank			DBMS	Database Model	Score		
Sep 2018	Aug 2018	Sep 2017			Sep 2018	Aug 2018	Sep 2017
1.	1.	1.	Neo4j	Graph DBMS	40.10	-0.83	+1.67
2.	2.	2.	Microsoft Azure Cosmos DB	Multi-model	19.18	-0.35	+7.95
3.	3.		Datastax Enterprise	Multi-model	7.76	+0.46	
4.	4.	↓ 3.	OrientDB	Multi-model	5.48	+0.57	-0.42
5.	5.	5.	ArangoDB	Multi-model	4.05	+0.71	+1.05
6.	6.	6.	Virtuoso	Multi-model	2.06	+0.01	+0.17
7.	↑ 8.		Amazon Neptune	Multi-model	1.12	+0.31	
8.	↓ 7.	↓ 7.	Giraph	Graph DBMS	1.02	+0.03	-0.05
9.	↑ 11.	↑ 16.	JanusGraph	Graph DBMS	0.90	+0.36	+0.68
10.	10.	↓ 9.	GraphDB	Multi-model	0.63	+0.06	+0.02
11.	↓ 9.	↓ 8.	AllegroGraph	Multi-model	0.60	+0.02	-0.04
12.	12.	↓ 10.	Stardog	Multi-model	0.54	+0.01	-0.04
13.	↑ 17.	13.	Dgraph	Graph DBMS	0.41	+0.17	+0.14
14.	↑ 15.	↑ 15.	Blazegraph	Multi-model	0.36	+0.08	+0.12
15.	↓ 13.	↓ 11.	Sqrrl	Multi-model	0.34	-0.00	-0.17
16.	16.	↓ 14.	Graph Engine	Multi-model	0.29	+0.02	+0.02
17.	↓ 14.	↓ 12.	InfiniteGraph	Graph DBMS	0.28	-0.02	-0.01
18.	18.		TigerGraph	Graph DBMS	0.22	+0.02	
19.	19.	19.	FaunaDB	Multi-model	0.17	+0.02	+0.00
20.	↑ 21.	↑ 22.	VelocityDB	Multi-model	0.14	+0.01	+0.03

Knowledge Graph Primer

TOPICS:

WHAT IS A KNOWLEDGE GRAPH?

WHY ARE KNOWLEDGE GRAPHS IMPORTANT?

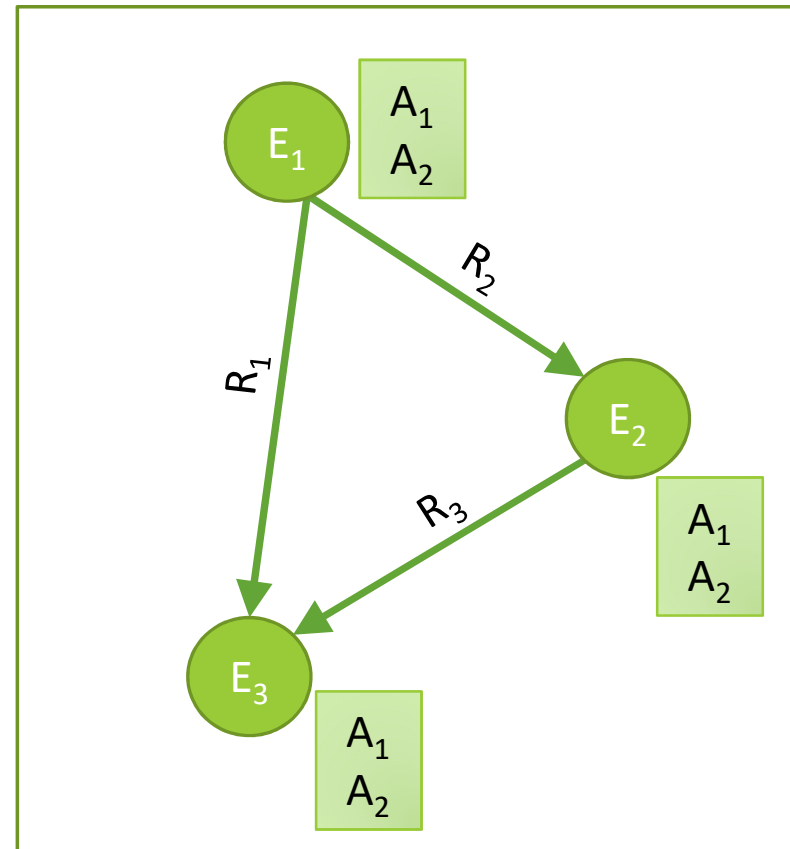
WHERE DO KNOWLEDGE GRAPHS COME FROM?

KNOWLEDGE REPRESENTATION CHOICES

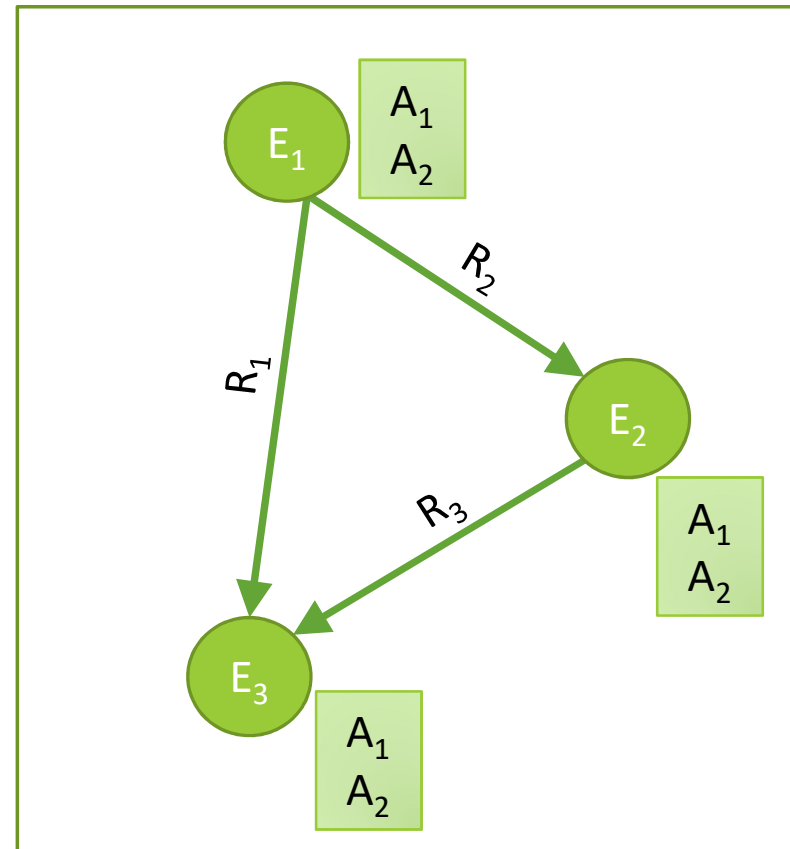
PROBLEM OVERVIEW

What is a knowledge graph?

- Knowledge in graph form!
- Captures entities, attributes, and relationships
- Nodes are entities
- Nodes are labeled with attributes (e.g., types)
- Typed edges between two nodes capture a relationship between entities

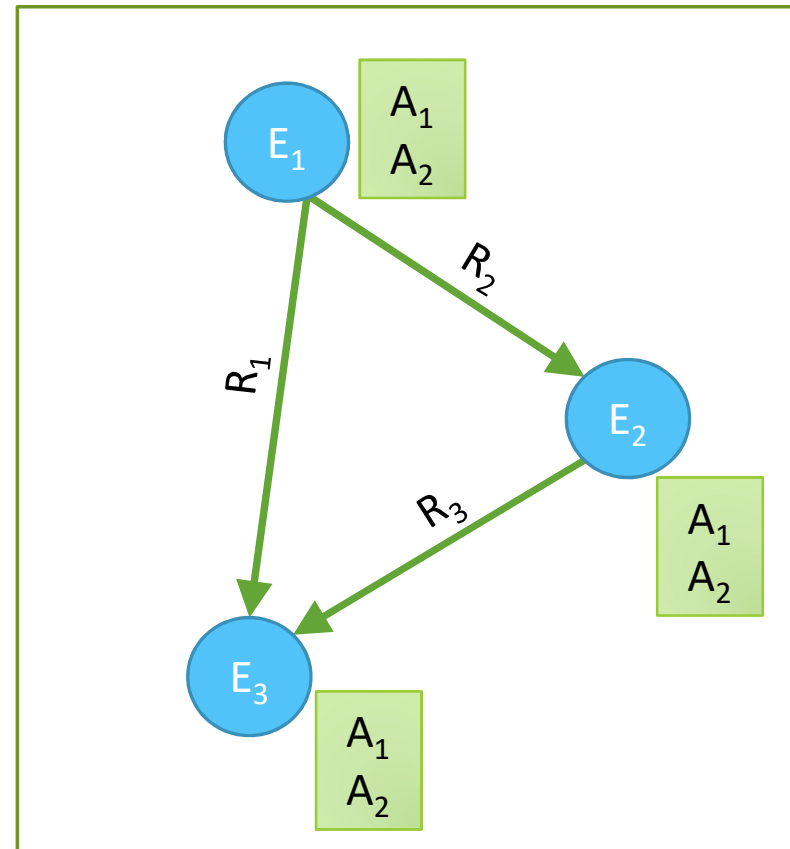


Basic problems



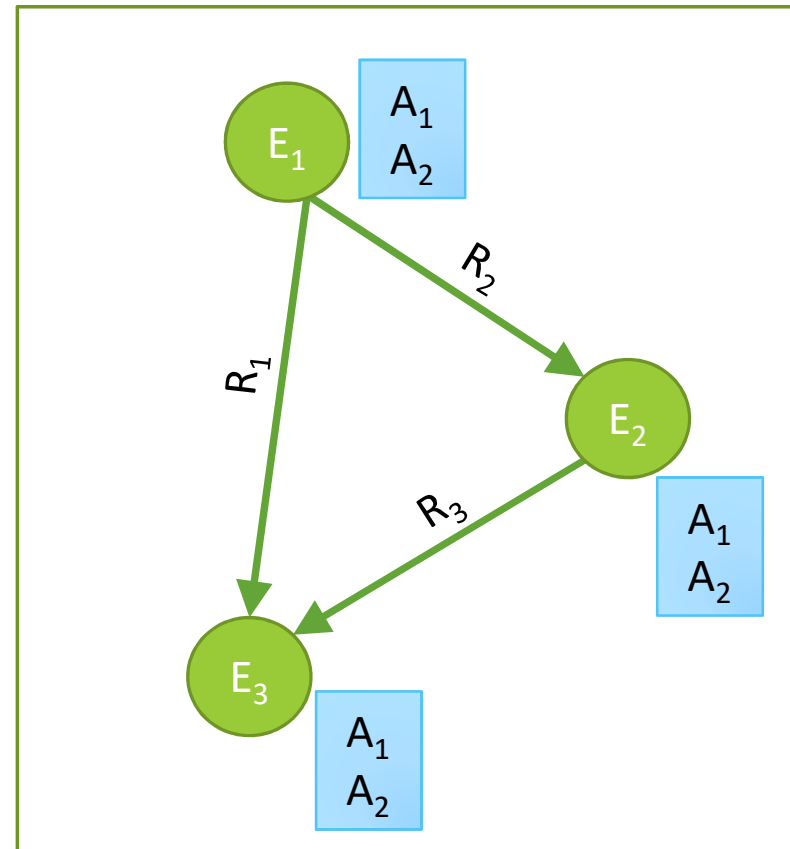
Basic problems

- **Who** are the entities (nodes) in the graph?



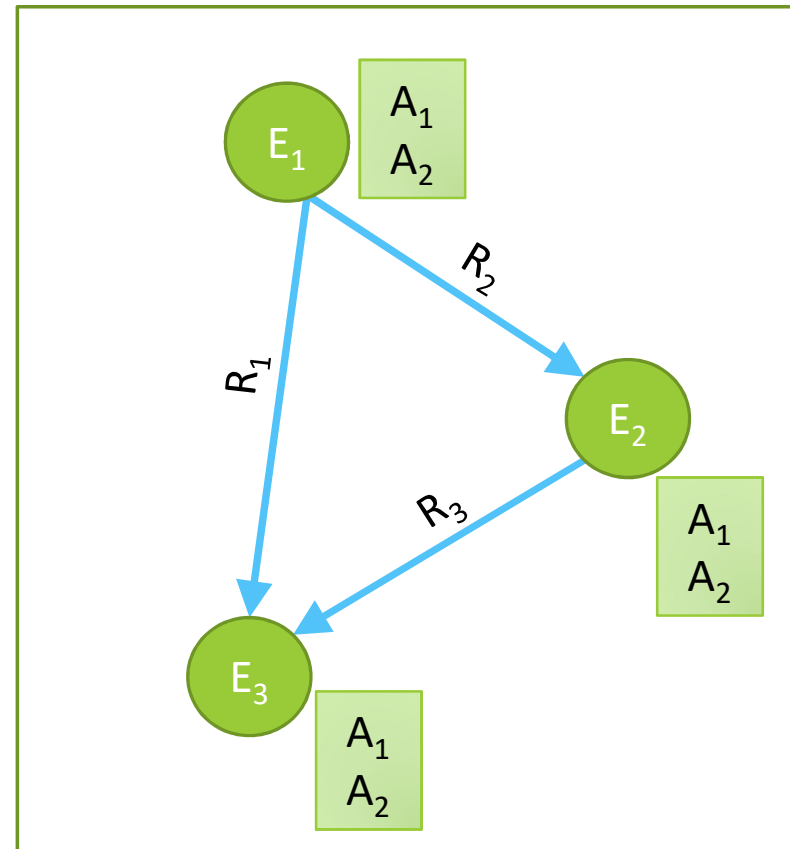
Basic problems

- **Who** are the entities (nodes) in the graph?
- **What** are their attributes and types (labels)?



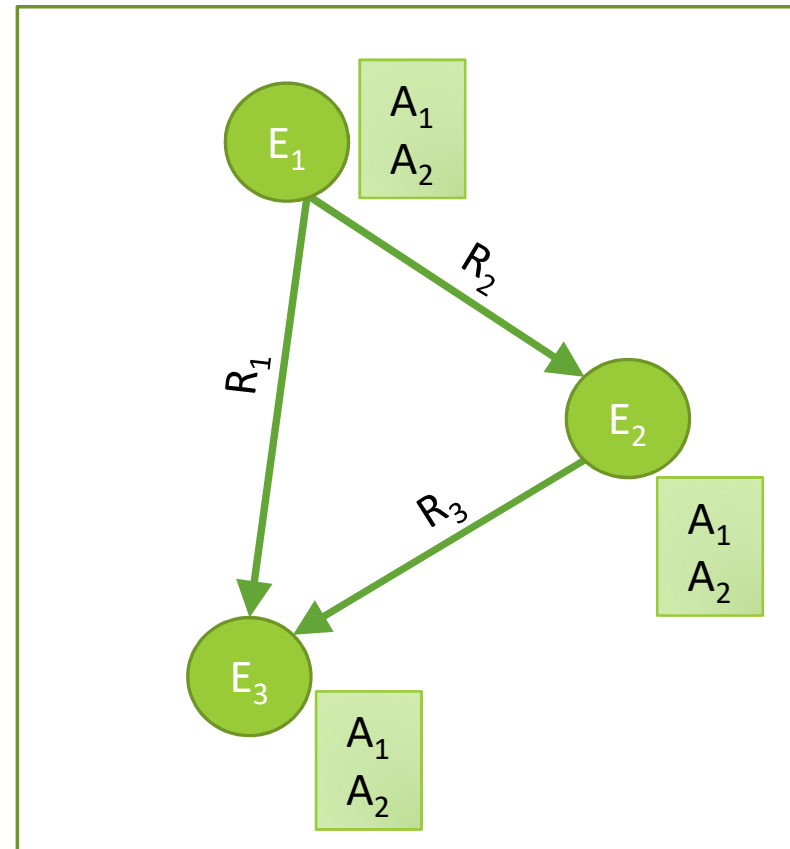
Basic problems

- **Who** are the entities (nodes) in the graph?
- **What** are their attributes and types (labels)?
- **How** are they related (edges)?

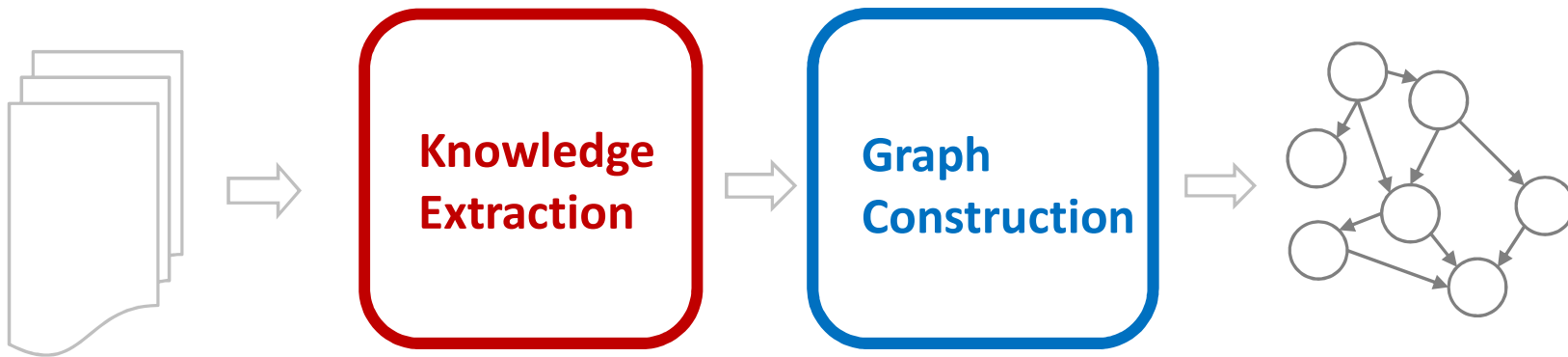


Basic problems

- **Who** are the entities (nodes) in the graph?
- **What** are their attributes and types (labels)?
- **How** are they related (edges)?



Knowledge Graph Construction



Two perspectives

	Extraction graph	Knowledge graph
Who are the entities? (nodes)	<ul style="list-style-type: none">• Named Entity Recognition• Entity Coreference	<ul style="list-style-type: none">• Entity Linking• Entity Resolution
What are their attributes? (labels)	<ul style="list-style-type: none">• Entity Typing	<ul style="list-style-type: none">• Collective classification
How are they related? (edges)	<ul style="list-style-type: none">• Semantic role labeling• Relation Extraction	<ul style="list-style-type: none">• Link prediction

What is NLP?



Unstructured
Ambiguous
Lots and lots of it!

Humans can read them, but
... very slowly
... can't remember all
... can't answer questions



Structured
Precise, Actionable
Specific to the task

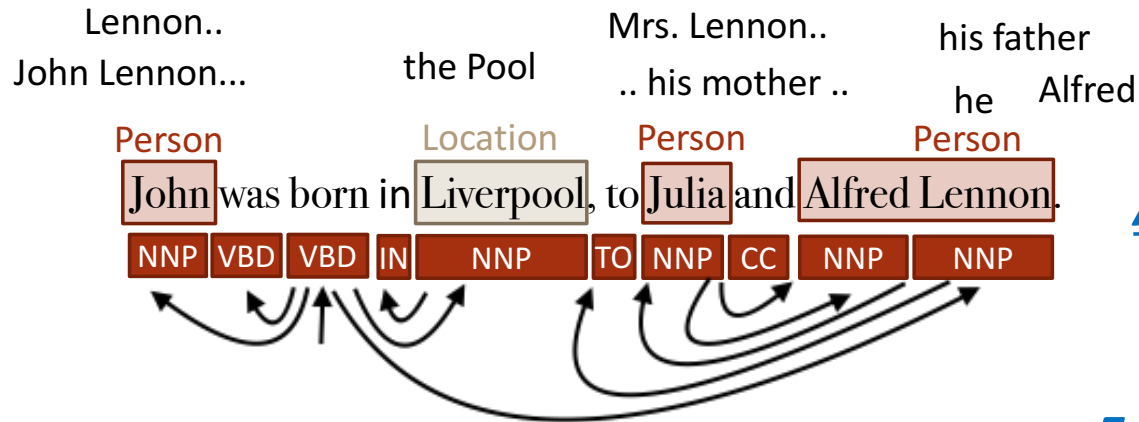
Can be used for downstream applications, such as creating Knowledge Graphs!

Knowledge Extraction

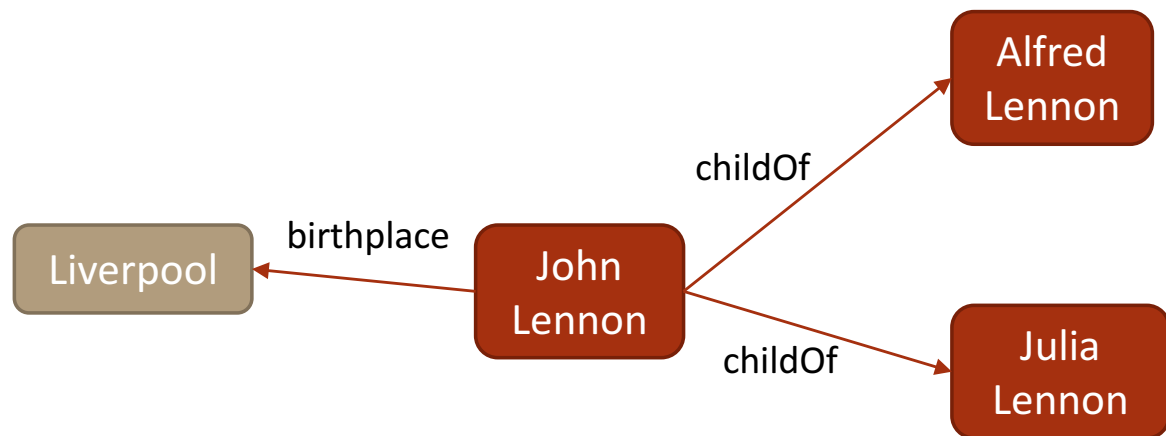
John was born in Liverpool, to Julia and Alfred Lennon.

Text

NLP



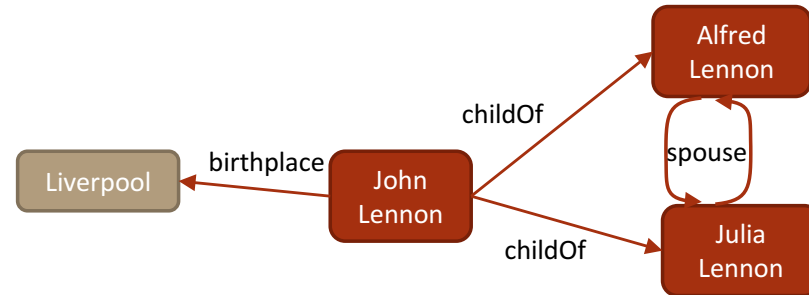
**Information
Extraction**



Breaking it Down

Information
Extraction

Entity resolution,
Entity linking,
Relation extraction...



Document


Coreference Resolution...

Lennon.. Mrs. Lennon.. his father
John Lennon... the Pool .. his mother .. he Alfred

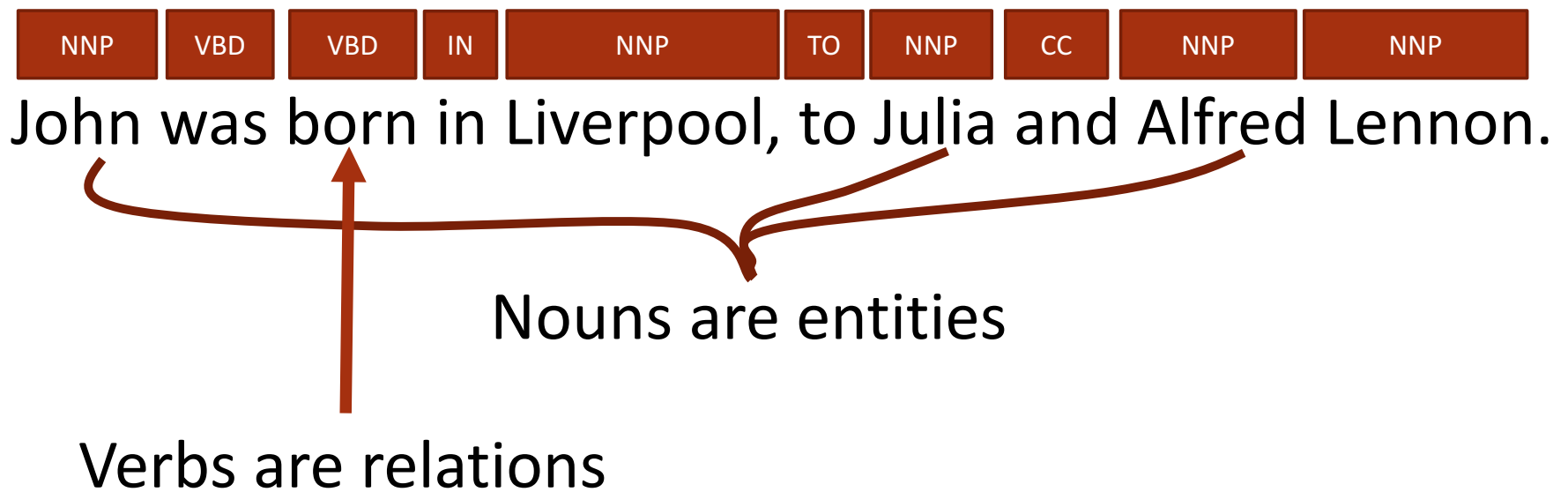
Person Location Person Person
John was born in Liverpool, to Julia and Alfred Lennon.

Sentence

Dependency Parsing,
Part of speech tagging,
Named entity recognition...



Tagging the Parts of Speech



- Common approaches include CRFs, CNNs, LSTMs

Detecting Named Entities

Person

Location

Person

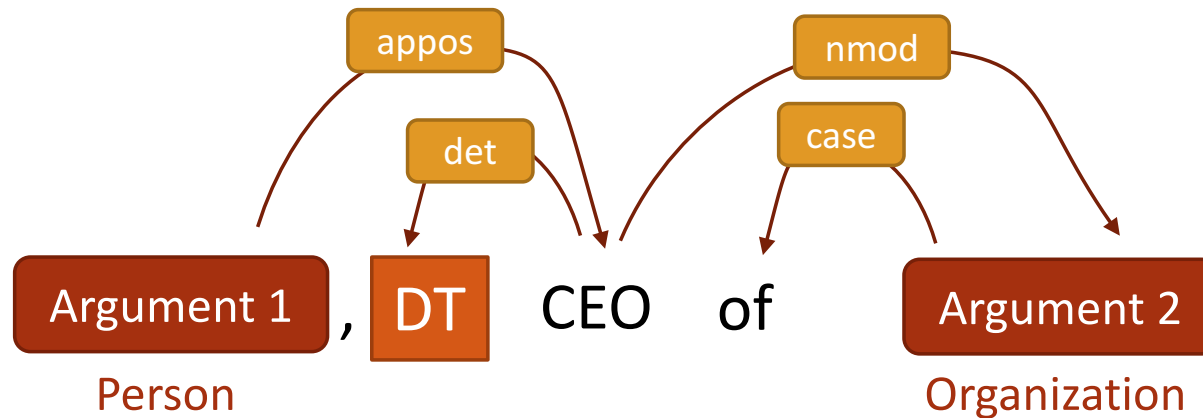
Person

John was born in Liverpool, to Julia and Alfred Lennon.

- Structured prediction approaches
- Capture entity mentions and entity types

NLP annotations → features for IE

Combine tokens, dependency paths, and entity types to define rules.



Bill Gates, the CEO of Microsoft, said ...

Mr. Jobs, the brilliant and charming CEO of Apple Inc., said ...

... announced by Steve Jobs, the CEO of Apple.

... announced by Bill Gates, the director and CEO of Microsoft.

... mused Bill, a former CEO of Microsoft.

and many other possible instantiations...

Entity Names: Two Main Problems

Entities with Same Name

Same type of entities share names

Kevin Smith, John Smith,
Springfield, ...

Things named after each other

Clinton, Washington, Paris,
Amazon, Princeton, Kingston, ...

Partial Reference

First names of people, Location
instead of team name, Nick names

Different Names for Entities

Nick Names

Bam Bam, Drumpf, ...

Typos/Misspellings

Baarak, Barak, Barrack, ...

Inconsistent References

MSFT, APPL, GOOG...

Entity Linking Approach

Washington drops 10 points after game with UCLA Bruins.

Candidate Generation

Washington DC, George Washington, Washington state, Lake Washington, Washington Huskies, Denzel Washington, University of Washington, Washington High School, ...

Entity Types

LOC/ORG

Washington DC, ~~George Washington~~, Washington state, Lake Washington, Washington Huskies, ~~Denzel Washington~~, University of Washington, Washington High School, ...

Coreference

UWashington, Huskies

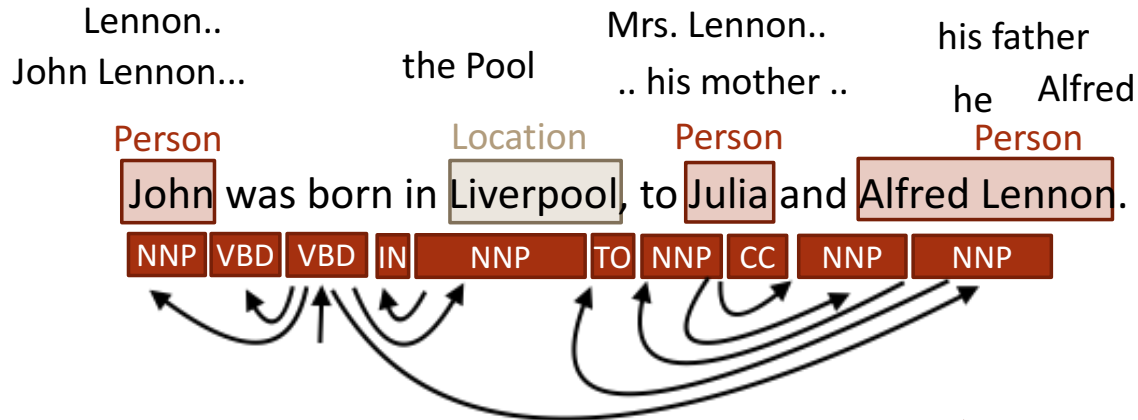
~~Washington DC~~, ~~George Washington~~, ~~Washington state~~, ~~Lake Washington~~, Washington Huskies, ~~Denzel Washington~~, University of Washington, ~~Washington High School~~, ...

Coherence

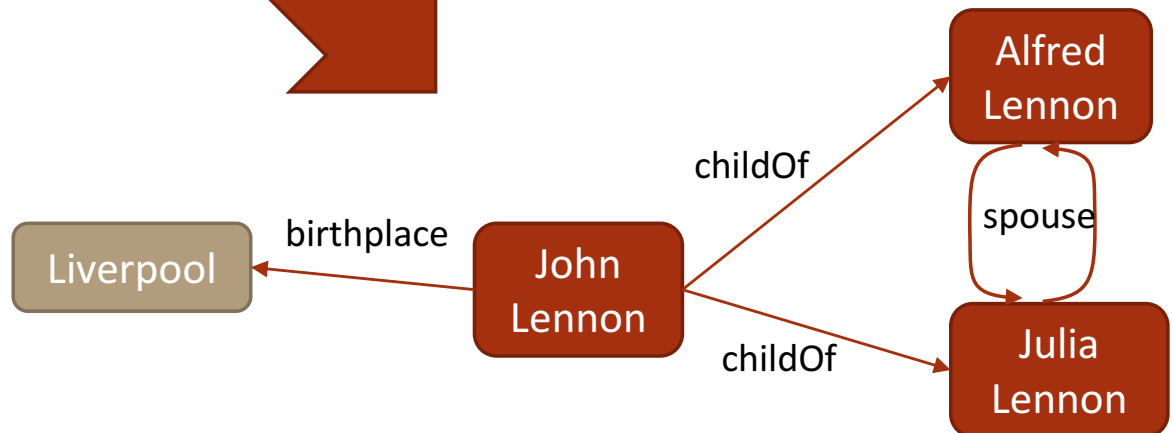
UCLA Bruins, USC Trojans

~~Washington DC~~, ~~George Washington~~, ~~Washington state~~, ~~Lake Washington~~, Washington Huskies, ~~Denzel Washington~~, ~~University of Washington~~, ~~Washington High School~~, ...

Information Extraction



Information Extraction



Information Extraction

3 CONCRETE SUB-PROBLEMS

Defining domain

Learning extractors

Scoring the facts



3 LEVELS OF SUPERVISION

Supervised















Semi-supervised



Unsupervised



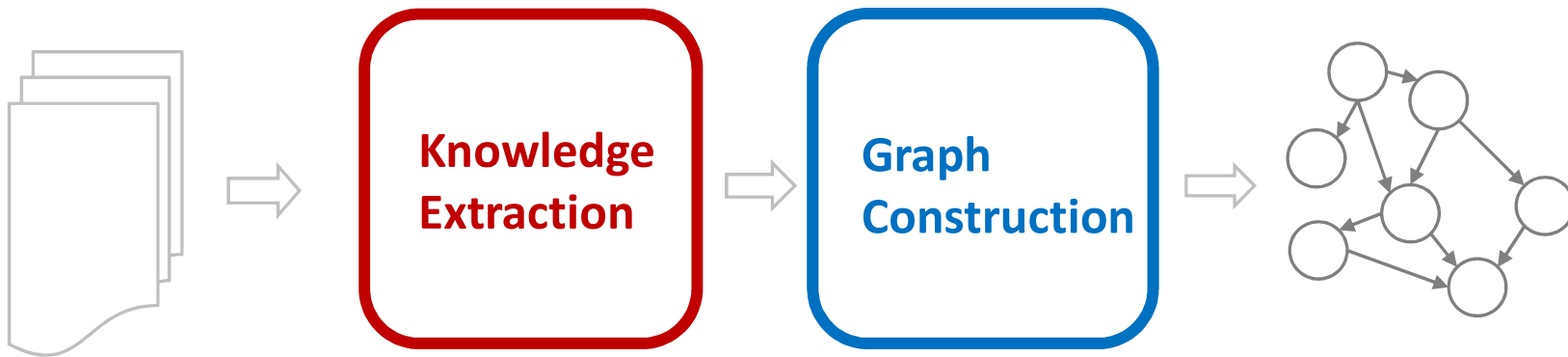
IE systems in practice

	Defining domain	Learning extractors	Scoring candidate facts	Fusing extractors
ConceptNet				
NELL				Heuristic rules
Knowledge Vault				Classifier
OpenIE				

Knowledge Extraction: Key Points

- Built on the foundation of NLP techniques
 - Part-of-speech tagging, dependency parsing, named entity recognition, coreference resolution...
 - Challenging problems with very useful outputs
- Information extraction techniques use NLP to:
 - define the domain
 - extract entities and relations
 - score candidate outputs
- Trade-off between manual & automatic methods

Knowledge Graph Construction



Knowledge Graph Construction

TOPICS:

PROBLEM SETTING

PROBABILISTIC MODELS

EMBEDDING TECHNIQUES

Knowledge Graph Construction

TOPICS:

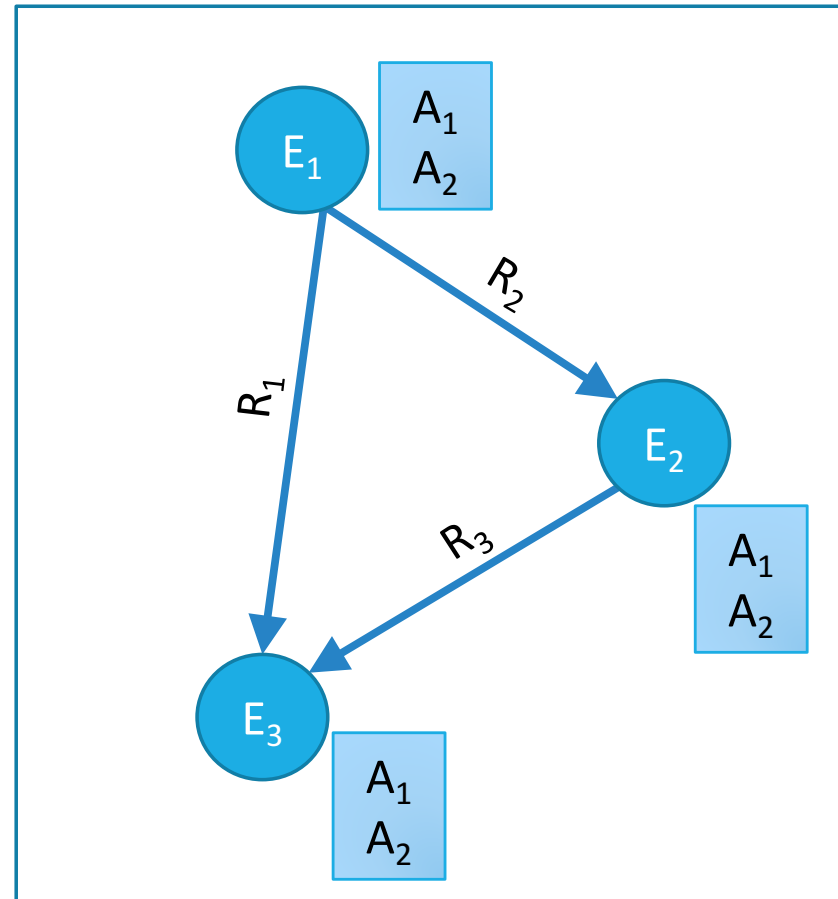
PROBLEM SETTING

PROBABILISTIC MODELS

EMBEDDING TECHNIQUES

Reminder: Basic problems


- **Who** are the entities (nodes) in the graph?
- **What** are their attributes and types (labels)?
- **How** are they related (edges)?



Graph Construction Issues

Extracted knowledge is:

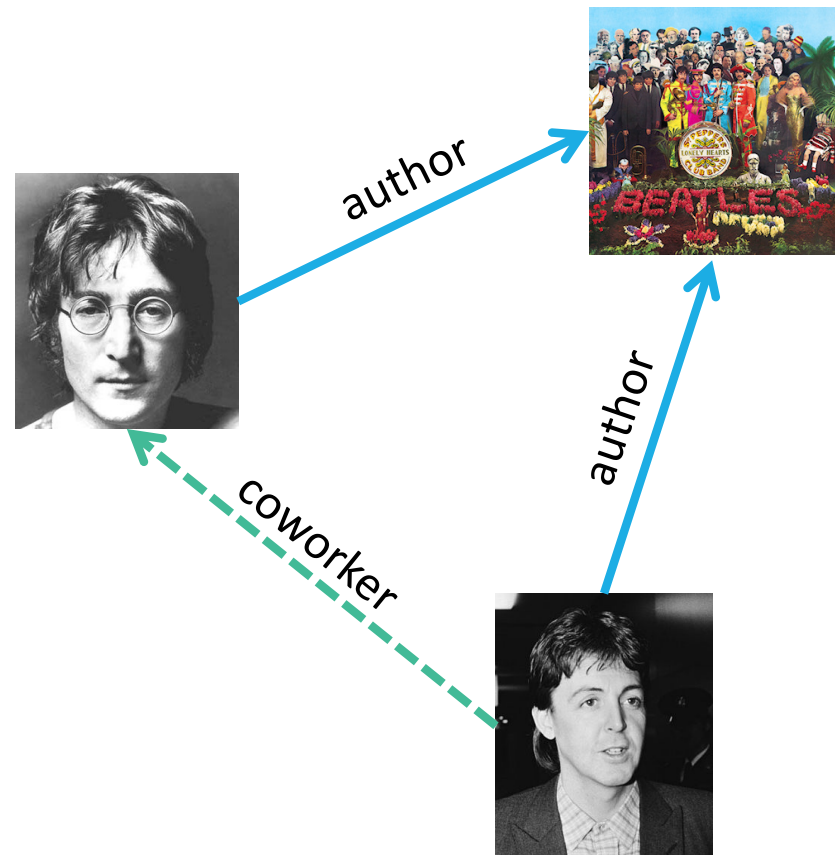
- ambiguous:
 - Ex: Beetles, beetles, Beatles
 - Ex: citizenOf, livedIn, bornIn



Graph Construction Issues

Extracted knowledge is:

- ambiguous
- incomplete
 - Ex: missing relationships
 - Ex: missing labels
 - Ex: missing entities



Graph Construction Issues

Extracted knowledge is:

- ambiguous
- incomplete
- inconsistent
 - Ex: Cynthia Lennon, Yoko Ono
 - Ex: exclusive labels (alive, dead)
 - Ex: domain-range constraints



spouse



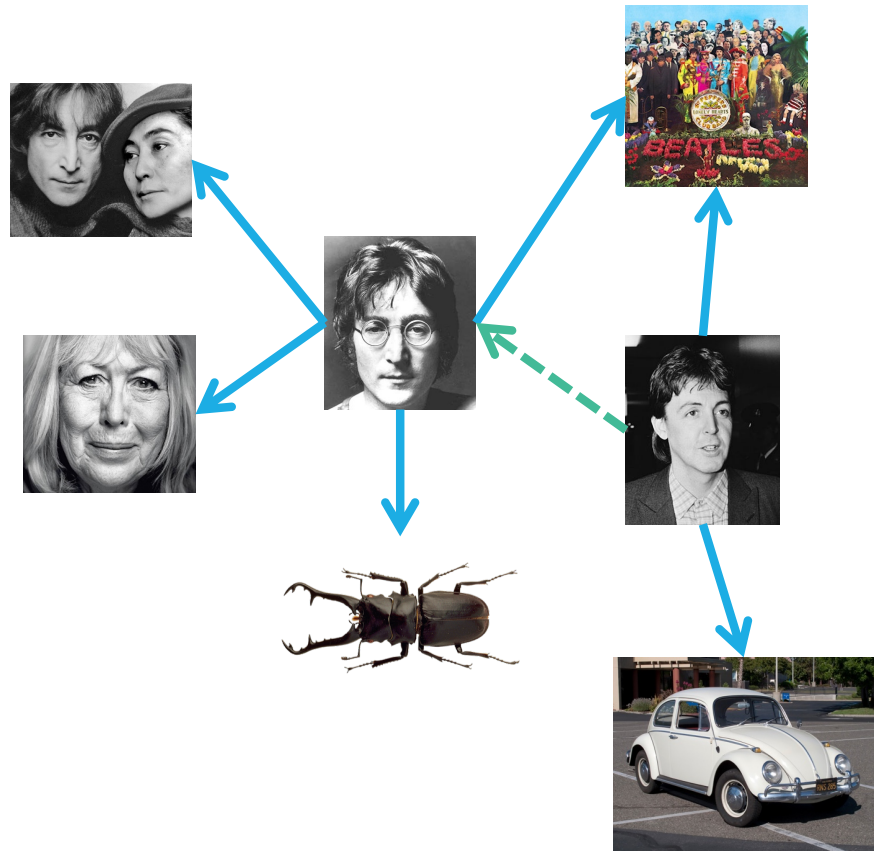
spouse



Graph Construction Issues

Extracted knowledge is:

- ambiguous
- incomplete
- inconsistent



Graph Construction approach

- Graph construction **cleans** and **completes** extraction graph
- Incorporate ontological constraints and relational patterns
- Discover statistical relationships within knowledge graph

Knowledge Graph Construction

TOPICS:

PROBLEM SETTING

PROBABILISTIC MODELS

EMBEDDING TECHNIQUES

Graph Construction Probabilistic Models

TOPICS:

OVERVIEW

GRAPHICAL MODELS

RANDOM WALK METHODS

Graph Construction Probabilistic Models


TOPICS:

OVERVIEW

GRAPHICAL MODELS

RANDOM WALK METHODS

Beyond Pure Reasoning



- Classical AI approach to knowledge: reasoning


Lbl(Socrates, Man) & Sub(Man, Mortal) -> Lbl(Socrates, Mortal)

Beyond Pure Reasoning



- Classical AI approach to knowledge: reasoning
Lbl(Socrates, Man) & Sub(Man, Mortal) -> Lbl(Socrates, Mortal)
- Reasoning difficult when extracted knowledge has errors

Beyond Pure Reasoning



- Classical AI approach to knowledge: reasoning

$Lbl(\text{Socrates}, \text{Man}) \ \& \ \text{Sub}(\text{Man}, \text{Mortal}) \ \rightarrow \ Lbl(\text{Socrates}, \text{Mortal})$

- Reasoning difficult when extracted knowledge has errors
- Solution: probabilistic models

$P(Lbl(\text{Socrates}, \text{Mortal}) \mid Lbl(\text{Socrates}, \text{Man})=0.9)$

Graph Construction Probabilistic Models

TOPICS:

OVERVIEW

GRAPHICAL MODELS

RANDOM WALK METHODS

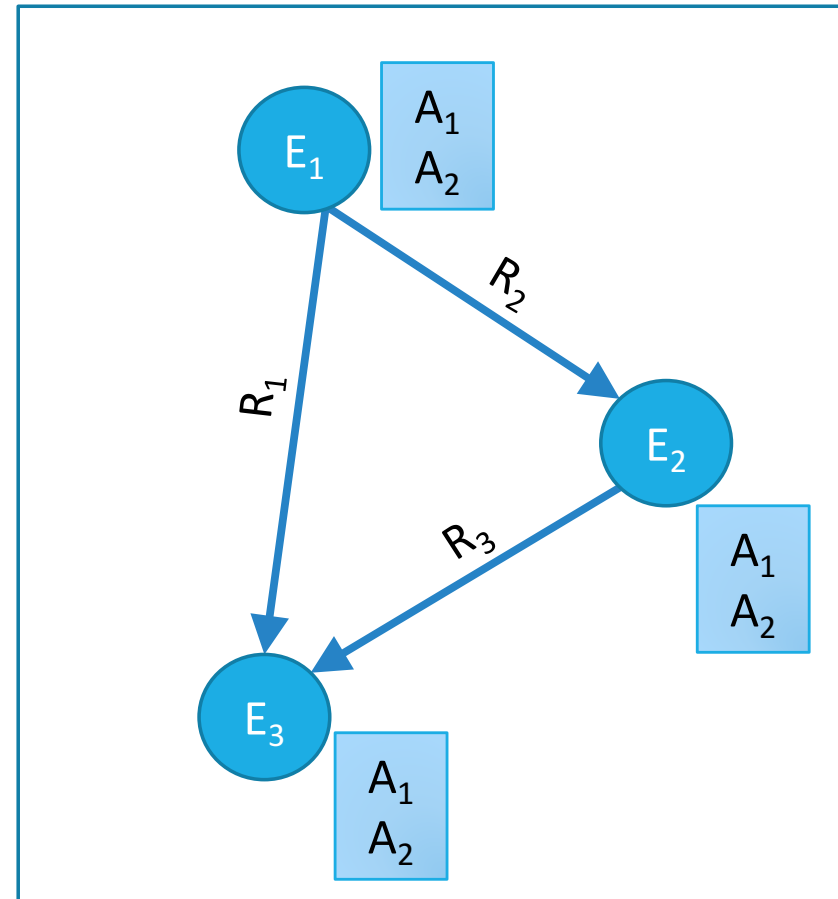
Graphical Models: Overview

- Define **joint probability distribution** on knowledge graphs
- Each candidate fact in the knowledge graph is a **variable**
- Statistical signals, ontological knowledge and rules parameterize the **dependencies** between variables
- Find most likely knowledge graph by **optimization/sampling**

Knowledge Graph Identification

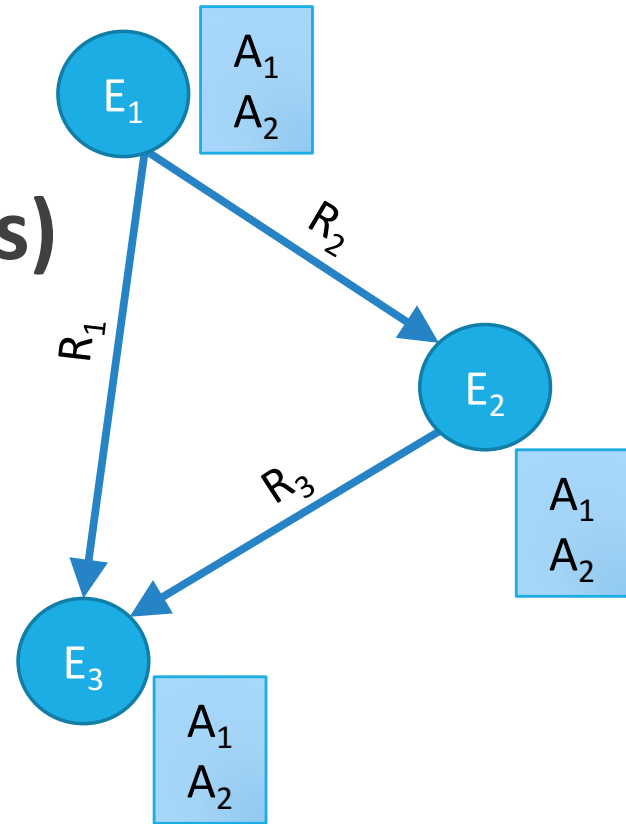
Define a graphical model to perform all three of these tasks simultaneously!

- **Who** are the entities (nodes) in the graph?
- **What** are their attributes and types (labels)?
- **How** are they related (edges)?



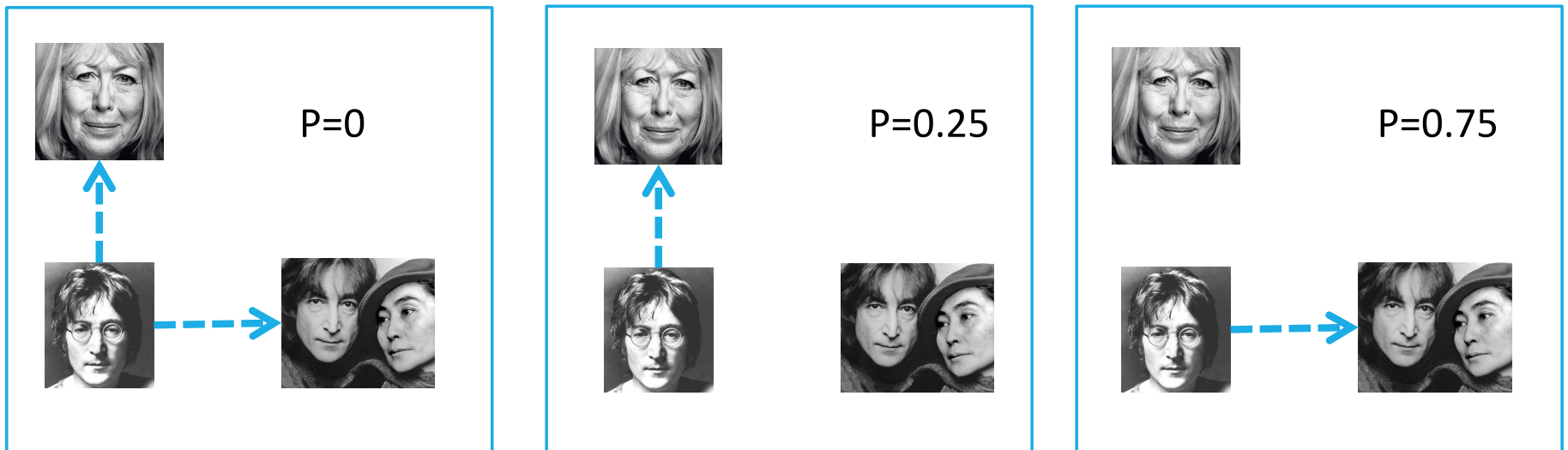
Knowledge Graph Identification

P(Who, What, How | Extractions)



Probabilistic Models

- Use dependencies between facts in KG
- Probability defined *jointly* over facts



What determines probability?

- **Statistical signals from text extractors and classifiers**

What determines probability?

- **Statistical signals from text extractors and classifiers**
 - $P(R(\text{John, Spouse, Yoko}))=0.75$; $P(R(\text{John, Spouse, Cynthia}))=0.25$
 - $\text{LevenshteinSimilarity}(\text{Beatles, Beetles}) = 0.9$

What determines probability?

- Statistical signals from text extractors and classifiers

- **Ontological knowledge about domain**

What determines probability?

- Statistical signals from text extractors and classifiers

- **Ontological knowledge about domain**
 - $\text{Functional}(\text{Spouse}) \ \& \ R(A, \text{Spouse}, B) \rightarrow !R(A, \text{Spouse}, C)$
 - $\text{Range}(\text{Spouse}, \text{Person}) \ \& \ R(A, \text{Spouse}, B) \rightarrow \text{Type}(B, \text{Person})$

What determines probability?

- Statistical signals from text extractors and classifiers
- Ontological knowledge about domain
- **Rules and patterns mined from data**

What determines probability?

- Statistical signals from text extractors and classifiers

- Ontological knowledge about domain

- **Rules and patterns mined from data**
 - $R(A, \text{Spouse}, B) \ \& \ R(A, \text{Lives}, L) \rightarrow R(B, \text{Lives}, L)$
 - $R(A, \text{Spouse}, B) \ \& \ R(A, \text{Child}, C) \rightarrow R(B, \text{Child}, C)$

What determines probability?

- **Statistical signals from text extractors and classifiers**
 - $P(R(\text{John}, \text{Spouse}, \text{Yoko})) = 0.75$; $P(R(\text{John}, \text{Spouse}, \text{Cynthia})) = 0.25$
 - $\text{LevenshteinSimilarity}(\text{Beatles}, \text{Beetles}) = 0.9$
- **Ontological knowledge about domain**
 - $\text{Functional}(\text{Spouse}) \ \& \ R(A, \text{Spouse}, B) \rightarrow \neg R(A, \text{Spouse}, C)$
 - $\text{Range}(\text{Spouse}, \text{Person}) \ \& \ R(A, \text{Spouse}, B) \rightarrow \text{Type}(B, \text{Person})$
- **Rules and patterns mined from data**
 - $R(A, \text{Spouse}, B) \ \& \ R(A, \text{Lives}, L) \rightarrow R(B, \text{Lives}, L)$
 - $R(A, \text{Spouse}, B) \ \& \ R(A, \text{Child}, C) \rightarrow R(B, \text{Child}, C)$

Example: The Fab Four

THE
BEATLES



Illustration of KG Identification

Uncertain Extractions:

.5: Lbl(Fab Four, novel)

.7: Lbl(Fab Four, musician)

.9: Lbl(Beatles, musician)

.8: Rel(Beatles, AlbumArtist,
Abbey Road)

Illustration of KG Identification

Uncertain Extractions:

- .5: Lbl(Fab Four, novel)
- .7: Lbl(Fab Four, musician)
- .9: Lbl(Beatles, musician)
- .8: Rel(Beatles, AlbumArtist, Abbey Road)

(Annotated) Extraction Graph

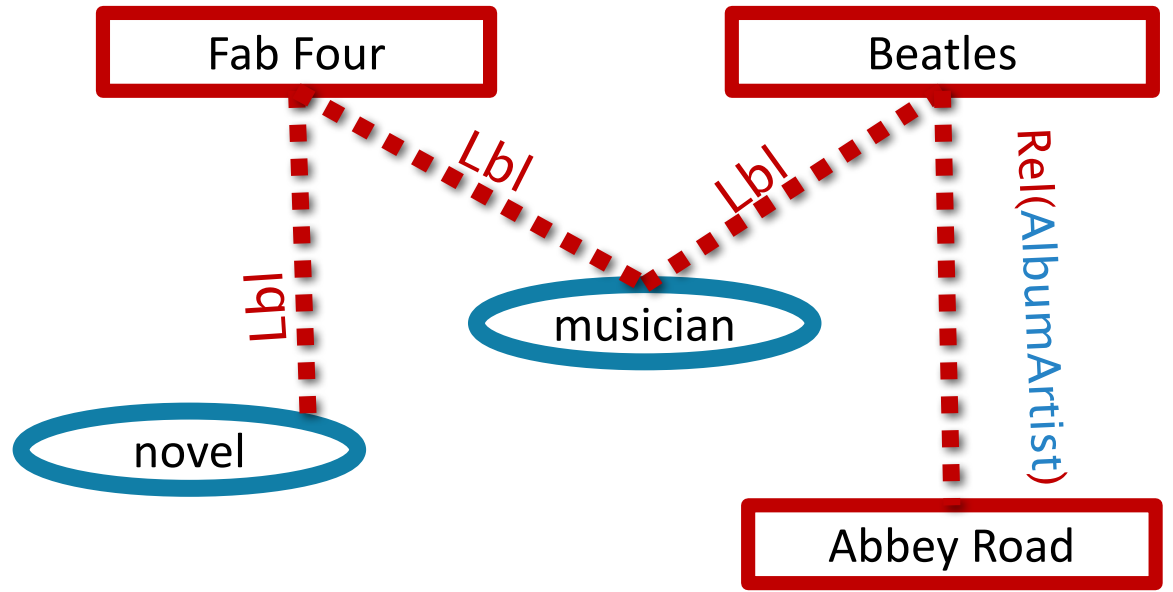


Illustration of KG Identification

Uncertain Extractions:

.5: Lbl(Fab Four, novel)

.7: Lbl(Fab Four, musician)

.9: Lbl(Beatles, musician)

.8: Rel(Beatles, AlbumArtist, Abbey Road)

Ontology:

Dom(albumArtist, musician)

Mut(novel, musician)

Extraction Graph

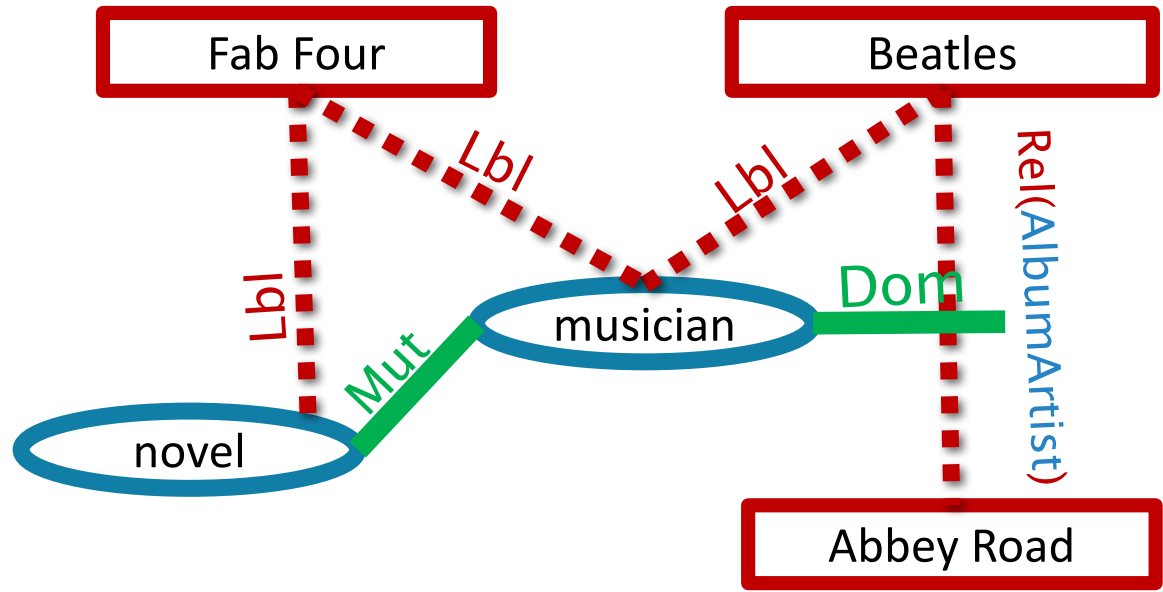


Illustration of KG Identification

Uncertain Extractions:

.5: Lbl(Fab Four, novel)

.7: Lbl(Fab Four, musician)

.9: Lbl(Beatles, musician)

.8: Rel(Beatles, AlbumArtist, Abbey Road)

Ontology:

Dom(albumArtist, musician)

Mut(novel, musician)

Entity Resolution:

SameEnt(Fab Four, Beatles)

(Annotated) Extraction Graph

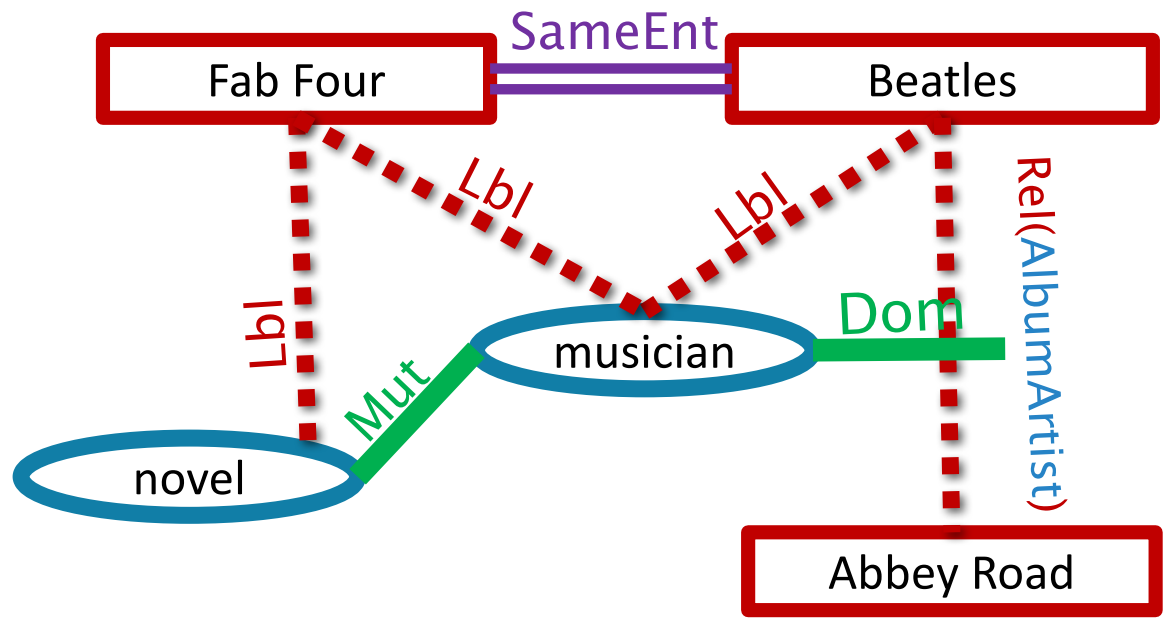
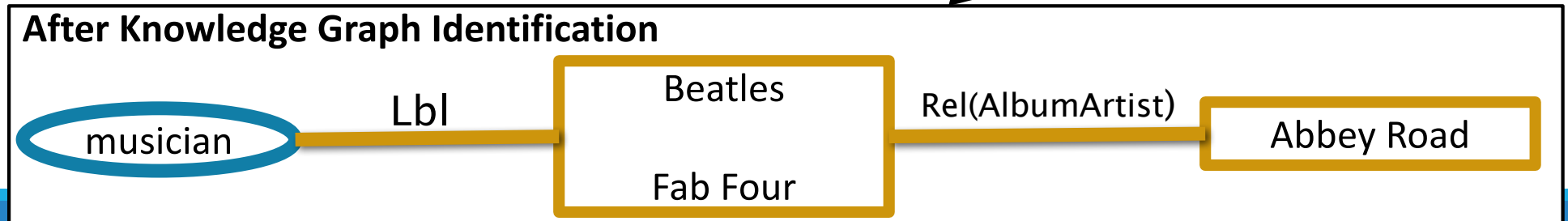
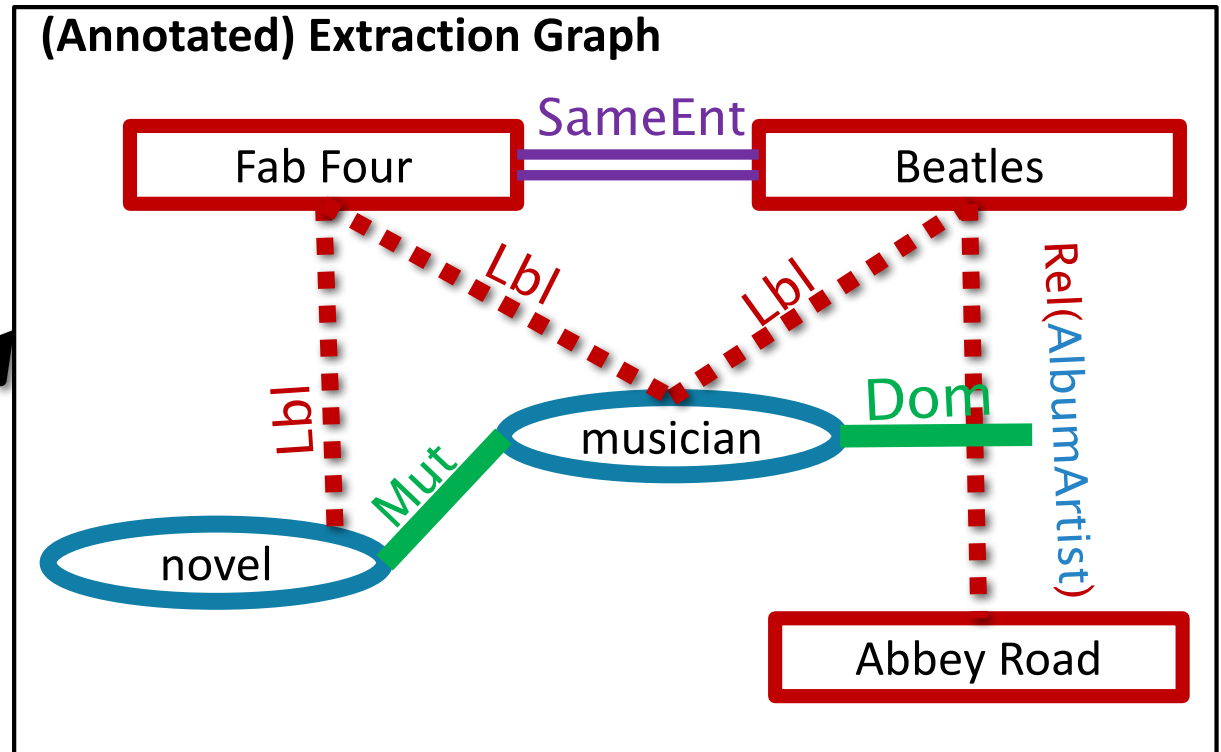


Illustration of KG Identification

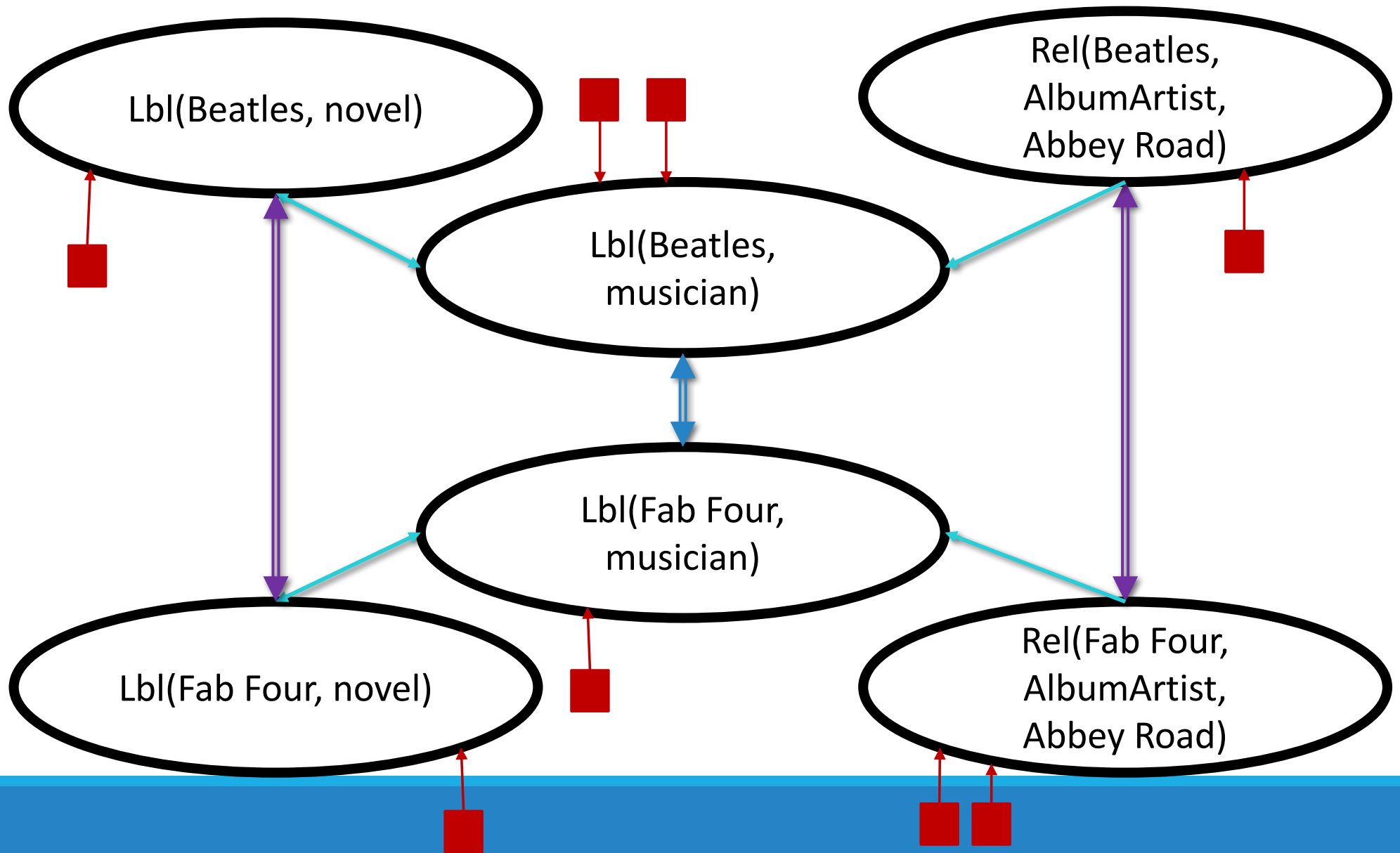
Uncertain Extractions:
.5: Lbl(Fab Four, novel)
.7: Lbl(Fab Four, musician)
.9: Lbl(Beatles, musician)
.8: Rel(Beatles, AlbumArtist, Abbey Road)

Ontology:
Dom(albumArtist, musician)
Mut(novel, musician)

Entity Resolution:
SameEnt(Fab Four, Beatles)



Probabilistic graphical model for KG



Defining graphical models

- Many options for defining a graphical model
- We focus on two approaches, MLNs and PSL, that use **rules**
- **MLNs** treat facts as Boolean, use sampling for satisfaction
- **PSL** infers a “truth value” for each fact via optimization



Rules for KG Model

```
100:   Subsumes(L1,L2)   & Label(E,L1)   -> Label(E,L2)
100:   Exclusive(L1,L2)  & Label(E,L1)   -> !Label(E,L2)

100:   Inverse(R1,R2)   & Relation(R1,E,0) -> Relation(R2,0,E)
100:   Subsumes(R1,R2)   & Relation(R1,E,0) -> Relation(R2,E,0)
100:   Exclusive(R1,R2)  & Relation(R1,E,0) -> !Relation(R2,E,0)

100:   Domain(R,L)      & Relation(R,E,0) -> Label(E,L)
100:   Range(R,L)       & Relation(R,E,0) -> Label(0,L)

10:    SameEntity(E1,E2) & Label(E1,L)   -> Label(E2,L)
10:    SameEntity(E1,E2) & Relation(R,E1,0) -> Relation(R,E2,0)

1:     Label_OBIE(E,L)   -> Label(E,L)
1:     Label_OpenIE(E,L) -> Label(E,L)
1:     Relation_Pattern(R,E,0) -> Relation(R,E,0)
1:                                           -> !Relation(R,E,0)
1:                                           -> !Label(E,L)
```

Rules to Distributions

- Rules are *grounded* by substituting literals into formulas
 $w_r : \text{SAMEENT}(\text{Fab Four}, \text{Beatles}) \wedge$
 $\text{LBL}(\text{Beatles}, \text{musician}) \Rightarrow \text{LBL}(\text{Fab Four}, \text{musician})$

- Each ground rule has a weighted *satisfaction* derived from the formula's truth value

$$P(G|E) = \frac{1}{Z} \exp \left[\sum_{r \in R} w_r \phi_r(G, E) \right]$$

- Together, the ground rules provide a joint probability distribution over knowledge graph facts, conditioned on the extractions

Probability Distribution over KGs

$$P(G | E) = \frac{1}{Z} \exp \left[- \sum_{r \in R} w_r \varphi_r(G) \right]$$

CANDLBL_T(FabFour, novel)

\Rightarrow LBL(FabFour, novel)

MUT(novel, musician)

\wedge LBL(Beatles, novel)

$\Rightarrow \neg$ LBL(Beatles, musician)

SAMEENT(Beatles, FabFour)

\wedge LBL(Beatles, musician)

\Rightarrow LBL(FabFour, musician)

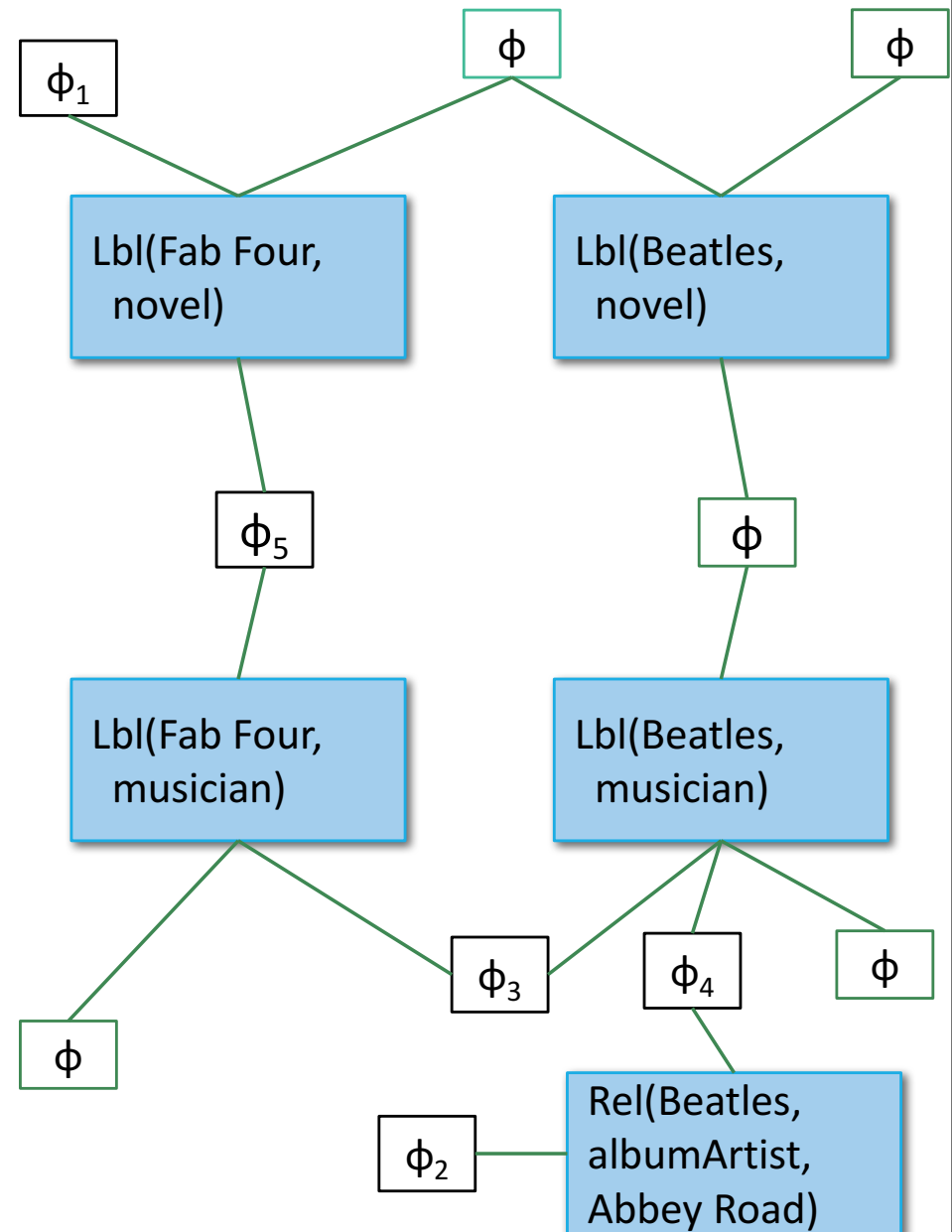
$[\phi_1]$ CANDLBL_{struct}(FabFour, novel)
 \Rightarrow LBL(FabFour, novel)

$[\phi_2]$ CANDREL_{pat}(Beatles, AlbumArtist, AbbeyRoad)
 \Rightarrow REL(Beatles, AlbumArtist, AbbeyRoad)

$[\phi_3]$ SAMEENT(Beatles, FabFour)
 \wedge LBL(Beatles, musician)
 \Rightarrow LBL(FabFour, musician)

$[\phi_4]$ DOM(AlbumArtist, musician)
 \wedge REL(Beatles, AlbumArtist, AbbeyRoad)
 \Rightarrow LBL(Beatles, musician)

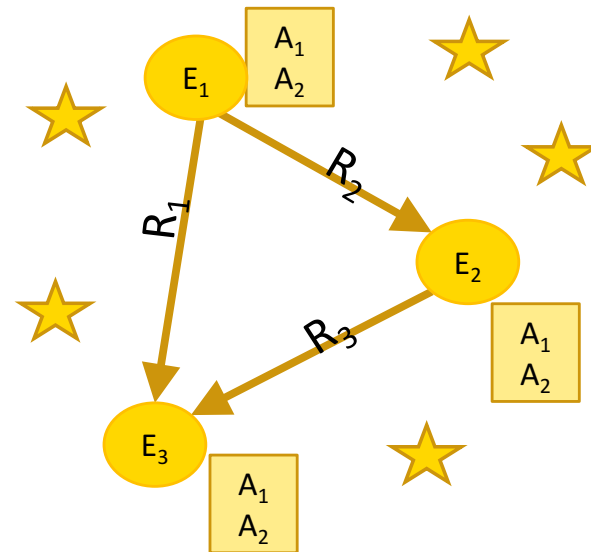
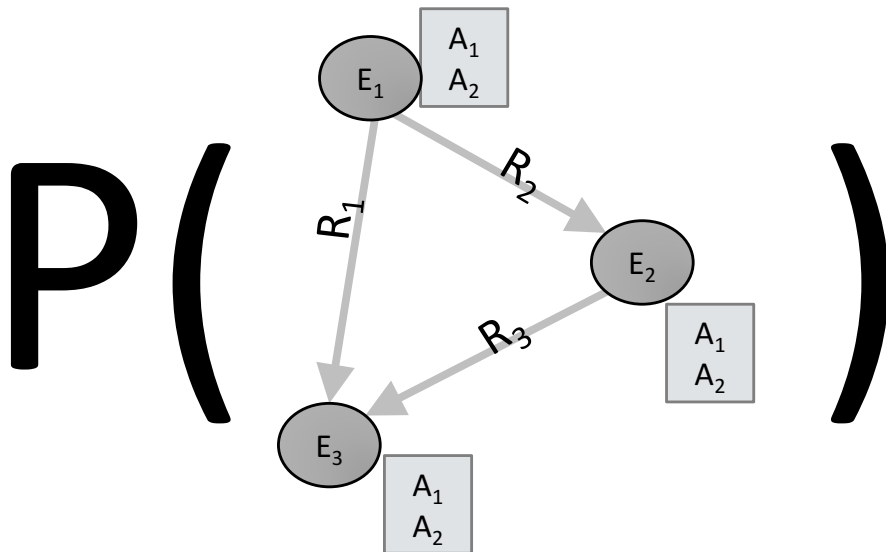
$[\phi_5]$ MUT(musician, novel)
 \wedge LBL(FabFour, musician)
 $\Rightarrow \neg$ LBL(FabFour, novel)



How do we get a knowledge graph?

Have: $P(\text{KG})$ for all KGs

Need: best KG



MAP inference: optimizing over distribution to find the best knowledge graph

Inference and KG optimization

- Finding the best KG satisfying weighed rules: NP Hard
- MLNs [discrete]: Monte Carlo sampling methods
 - Solution quality dependent on burn-in time, iterations, etc.
- PSL [continuous]: optimize convex linear surrogate
 - Fast optimization, $\frac{3}{4}$ -optimal MAX SAT lower bound

Graphical Models Experiments

Data: ~1.5M extractions, ~70K ontological relations, ~500 relation/label types

Task: Collectively construct a KG and evaluate on 25K target facts

Comparisons:

- Extract** Average confidences of extractors for each fact in the NELL candidates
- Rules** Default, rule-based heuristic strategy used by the NELL project
- MLN** Jiang+, ICDM12 – estimates marginal probabilities with MC-SAT
- PSL** Pujara+, ISWC13 – convex optimization of continuous truth values with ADMM

Running Time: Inference completes in 10 seconds, values for 25K facts

	AUC	F1
Extract	.873	.828
Rules	.765	.673
MLN (Jiang, 12)	.899	.836
PSL (Pujara, 13)	.904	.853

Graphical Models: Pros/Cons

BENEFITS

- Define probability distribution over KGs
- Easily specified via rules
- Fuse knowledge from many different sources

DRAWBACKS

- Requires optimization over all KG facts - overkill
- Dependent on rules from ontology/expert
- Require probabilistic semantics - unavailable

Graph Construction Probabilistic Models


TOPICS:

OVERVIEW

GRAPHICAL MODELS

RANDOM WALK METHODS

Random Walk Overview

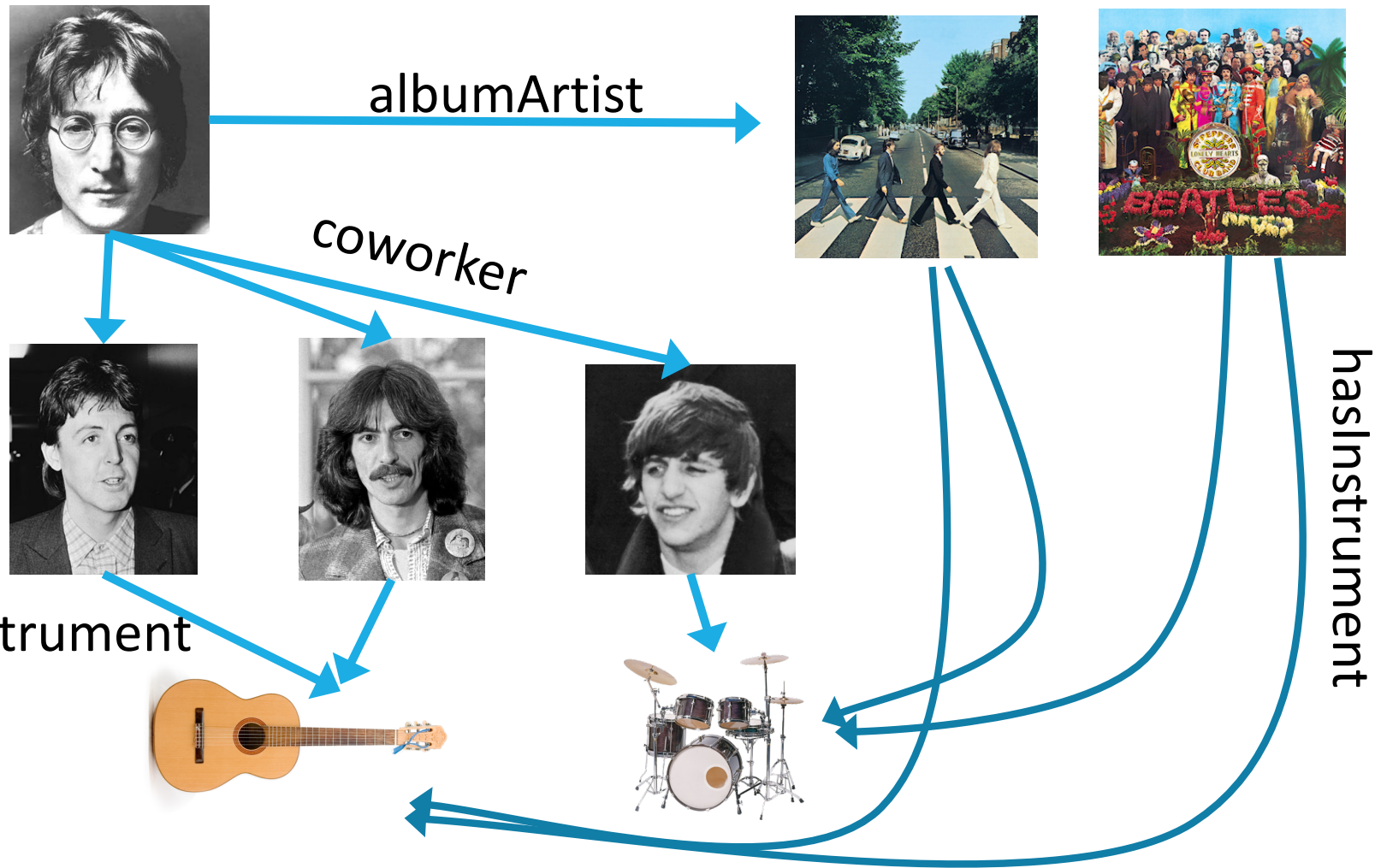
- Given: a query of an **entity** and **relation**
 - Starting at the entity, **randomly walk** the KG
 - Random walk ends when reaching an appropriate **goal**
 - Learned **parameters** bias choices in the random walk
 - Output **relative probabilities** of goal states
- 

Random Walk Illustration

Query: R(Lennon, PlaysInstrument, ?)

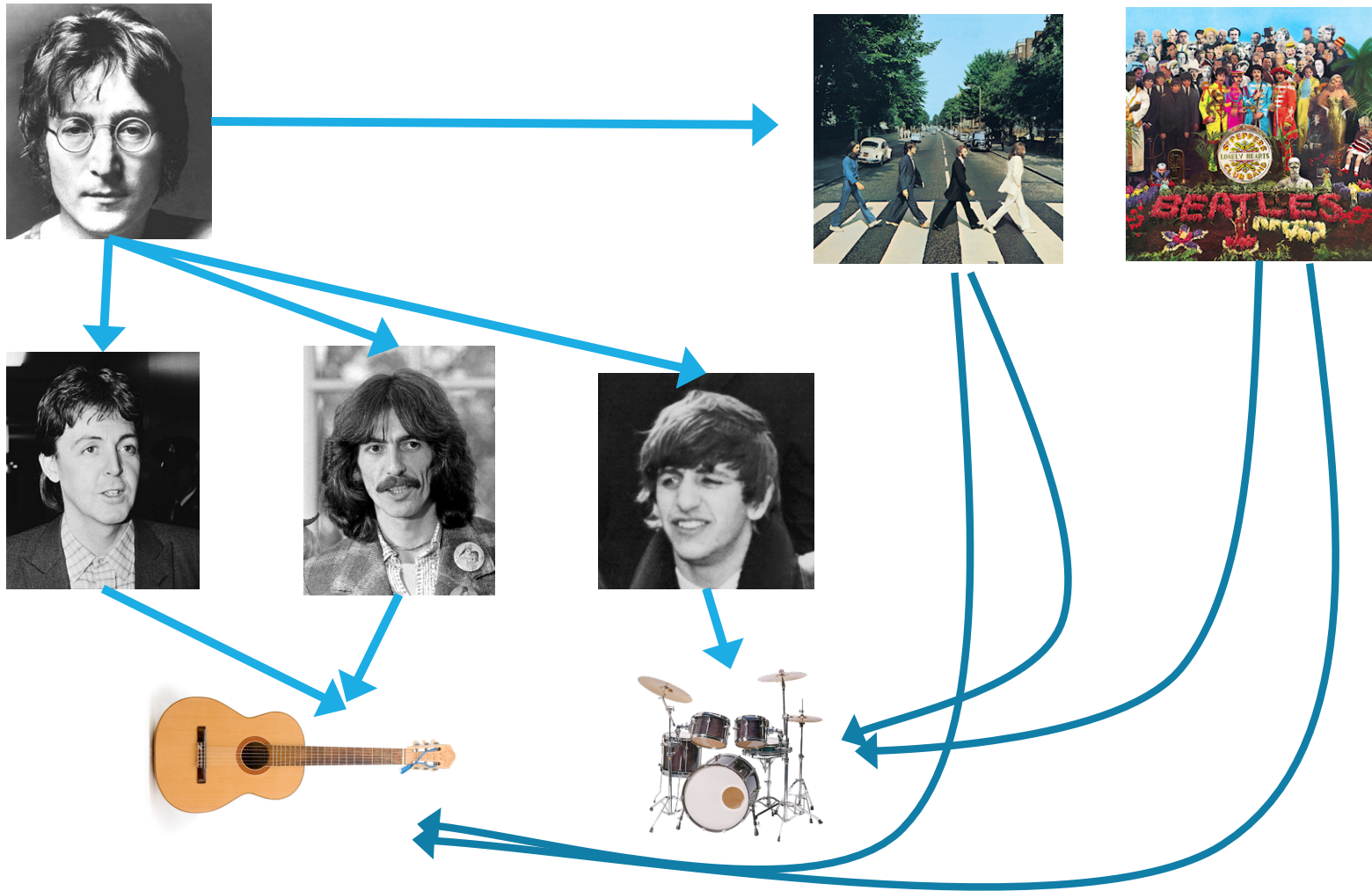
Random Walk Illustration

Query: R(Lennon, PlaysInstrument, ?)



Random Walk Illustration

Query: R(Lennon, PlaysInstrument, ?)



Random Walk Illustration

Query Q: R(Lennon, PlaysInstrument, ?)



Random Walk Illustration

Query Q: R(Lennon, PlaysInstrument, ?)



Random Walk Illustration

Query Q: R(Lennon, PlaysInstrument, ?)



Random Walk Illustration

Query Q: R(Lennon, PlaysInstrument, ?)



Path Weight of path


$P(Q | \pi = \langle \text{coworker}, \text{playsInstrument} \rangle) W_{\pi}$

Random Walk Illustration

Query Q: R(Lennon, PlaysInstrument, ?)



$P(Q | \pi = \langle \text{coworker}, \text{playsInstrument} \rangle) W_{\pi}$




Random Walk Illustration

Query Q: R(Lennon, PlaysInstrument, ?)



$P(Q | \pi = \langle \text{coworker}, \text{playsInstrument} \rangle) W_{\pi}$



Random Walk Illustration

Query Q: R(Lennon, PlaysInstrument, ?)



Random Walk Illustration

Query Q: R(Lennon, PlaysInstrument, ?)



$P(Q | \pi = \langle \text{albumArtist, hasInstrument} \rangle) W_{\pi}$



Random Walk Illustration

Query Q: R(Lennon, PlaysInstrument, ?)




$P(Q | \pi = \langle \text{albumArtist, hasInstrument} \rangle) W_{\pi}$



Random Walk Illustration

Query: R(Lennon, PlaysInstrument, ?)



Recent Random Walk Methods

PRA: Path Ranking Algorithm

- Performs random walk of **imperfect knowledge graph**
- Estimates **transition probabilities** using KG
- For each relation, learns **parameters for paths** through the KG

ProPPR: Programming with Personalized PageRank

- Constructs **proof graph**
 - Nodes are partially-ground clauses with one or more facts
 - Edges are proof-transformations
- **Parameters** are learned for each **ground entity** and **rule**

Recent Random Walk Methods

PRA: Path Ranking Algorithm

- Performs random walk of **imperfect knowledge graph**
- Estimates **transition probabilities** using KG
- For each relation, learns **parameters for paths** through the KG


ProPPR: Programming with Personalized PageRank

- Constructs **proof graph**
 - Nodes are partially-ground clauses with one or more facts
 - Edges are proof-transformations
- **Parameters** are learned for each **ground entity** and **rule**

PRA in a nutshell

$$\text{score}(q.s \rightarrow e; q) = \sum_{\pi_i \in \Pi_b} P(q.s \rightarrow e; \pi_i) W_{\pi_i}$$

PRA in a nutshell

$$\text{score}(q.s \rightarrow e; q) = \sum_{\pi_i \in \Pi_b} P(q.s \rightarrow e; \pi_i) W_{\pi_i}$$


Filter paths based on HITS and accuracy

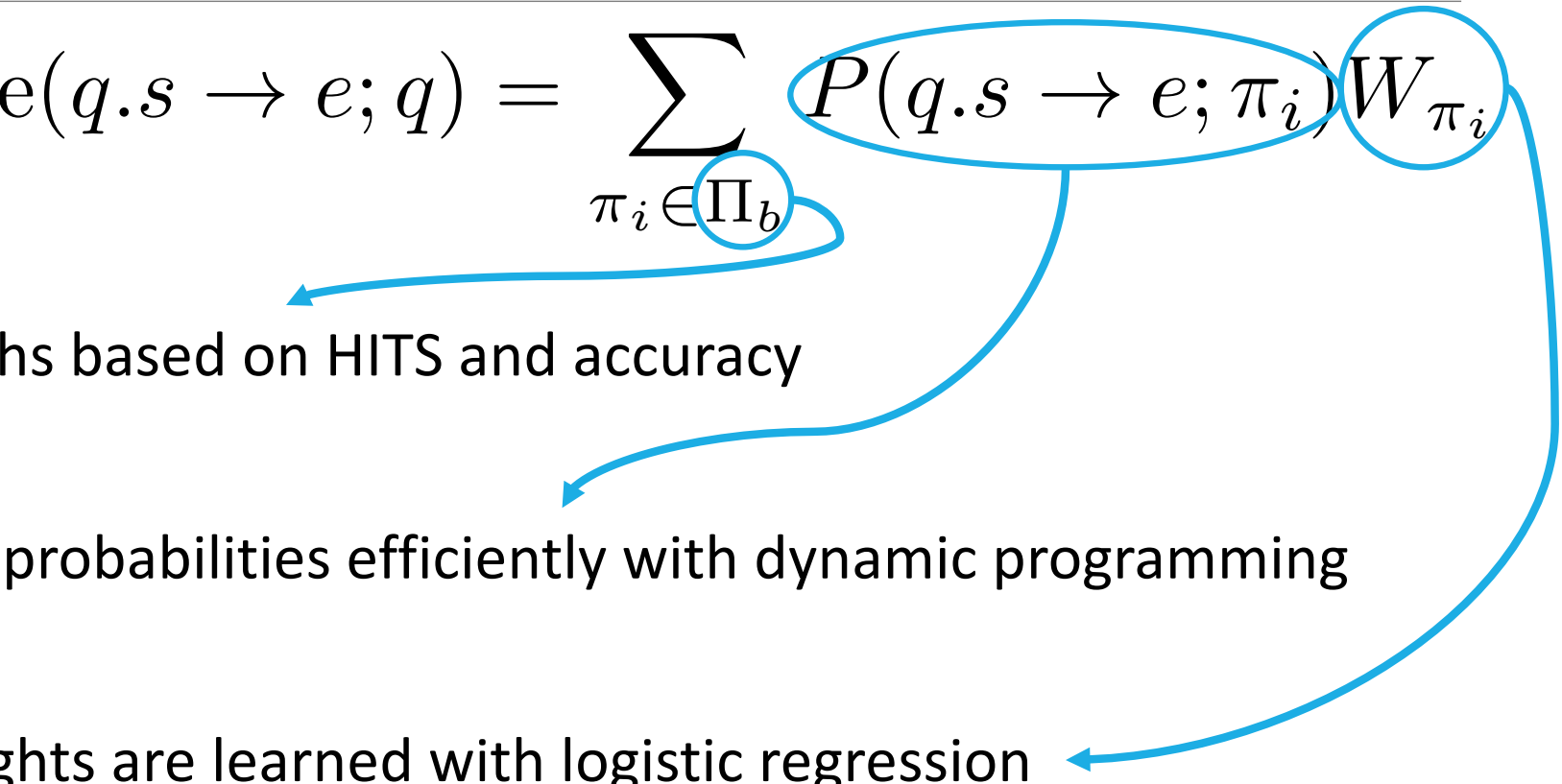
PRA in a nutshell

$$\text{score}(q.s \rightarrow e; q) = \sum_{\pi_i \in \Pi_b} P(q.s \rightarrow e; \pi_i) W_{\pi_i}$$

Filter paths based on HITS and accuracy

Estimate probabilities efficiently with dynamic programming

PRA in a nutshell

$$\text{score}(q.s \rightarrow e; q) = \sum_{\pi_i \in \Pi_b} P(q.s \rightarrow e; \pi_i) W_{\pi_i}$$


Filter paths based on HITS and accuracy

Estimate probabilities efficiently with dynamic programming

Path weights are learned with logistic regression

Recent Random Walk Methods

PRA: Path Ranking Algorithm

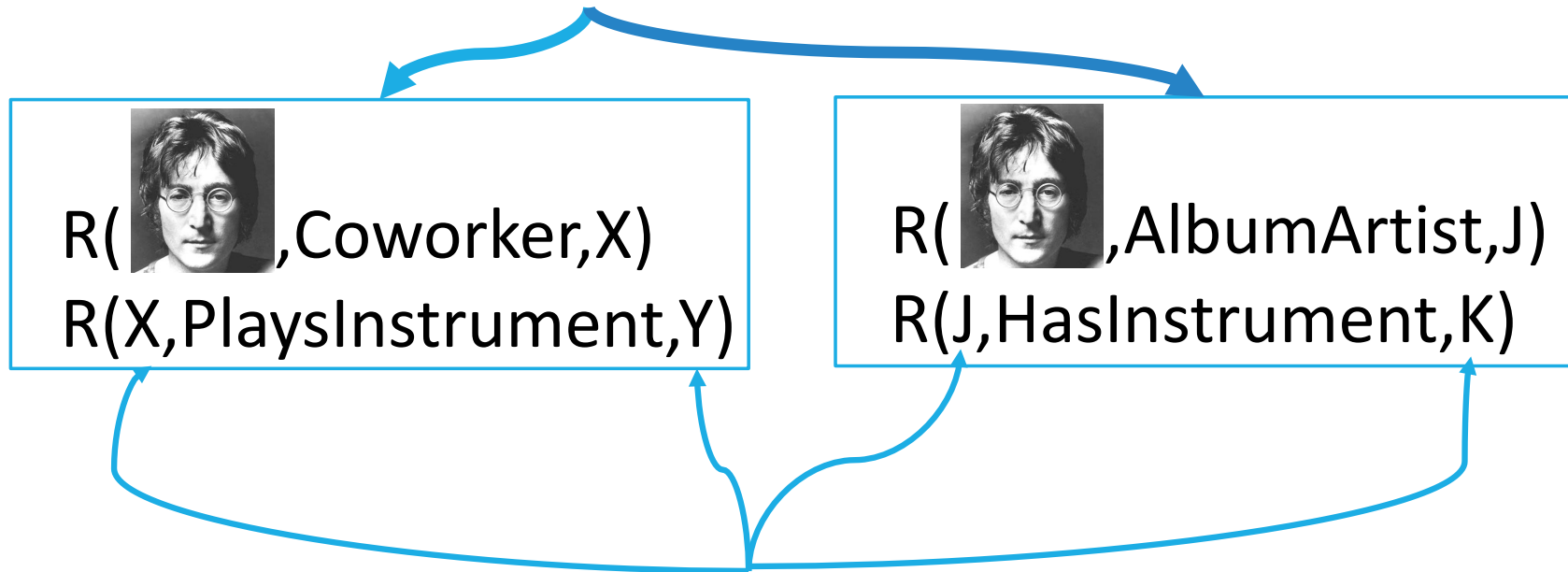
- Performs random walk of **imperfect knowledge graph**
- Estimates **transition probabilities** using KG
- For each relation, learns **parameters for paths** through the KG

ProPPR: ProbLog + Personalized PageRank

- Constructs **proof graph**
 - Nodes are partially-ground clauses with one or more facts
 - Edges are proof-transformations
- **Parameters** are learned for each **ground entity** and **rule**

ProPPR-ized PRA example

Query Q: $R(\text{Lennon}, \text{PlaysInstrument}, ?)$



Unbound variables in proof tree!

ProPPR-ized PRA example

Query Q: R(Lennon, PlaysInstrument, ?)

 R(,Coworker,X)
R(X,PlaysInstrument,Y)

 R(,AlbumArtist,J)
R(J,HasInstrument,K)

 ,Coworker, )
 ,PlaysInstrument,Y)

ProPPR-ized PRA example

Query Q: R(Lennon, PlaysInstrument, ?)

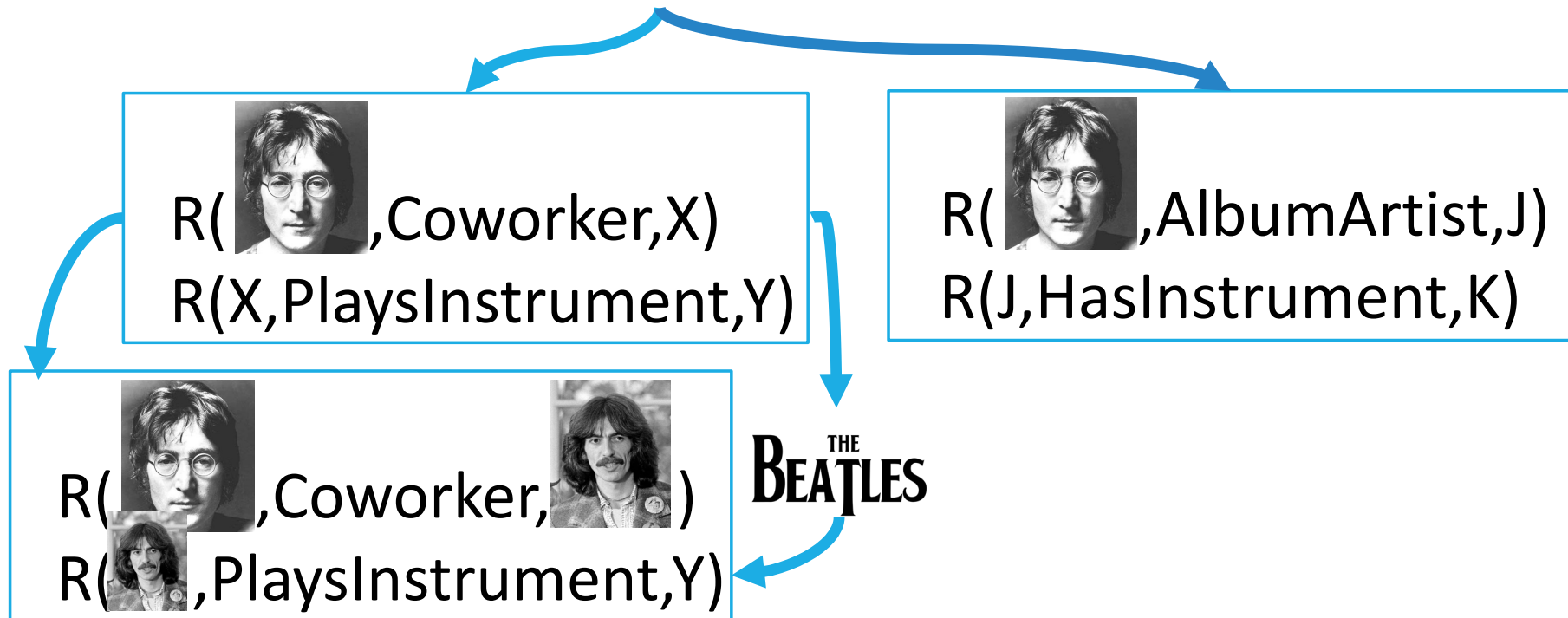
 R(, Coworker, X)
R(X, PlaysInstrument, Y)

 R(, AlbumArtist, J)
R(J, HasInstrument, K)

 R(, Coworker, )
R(, PlaysInstrument, Y)


ProPPR-ized PRA example

Query Q: R(Lennon, PlaysInstrument, ?)



ProPPR-ized PRA example





Query Q: R(Lennon, PlaysInstrument, ?)

 R(, Coworker, X)
R(X, PlaysInstrument, Y)

 R(, AlbumArtist, J)
R(J, HasInstrument, K)

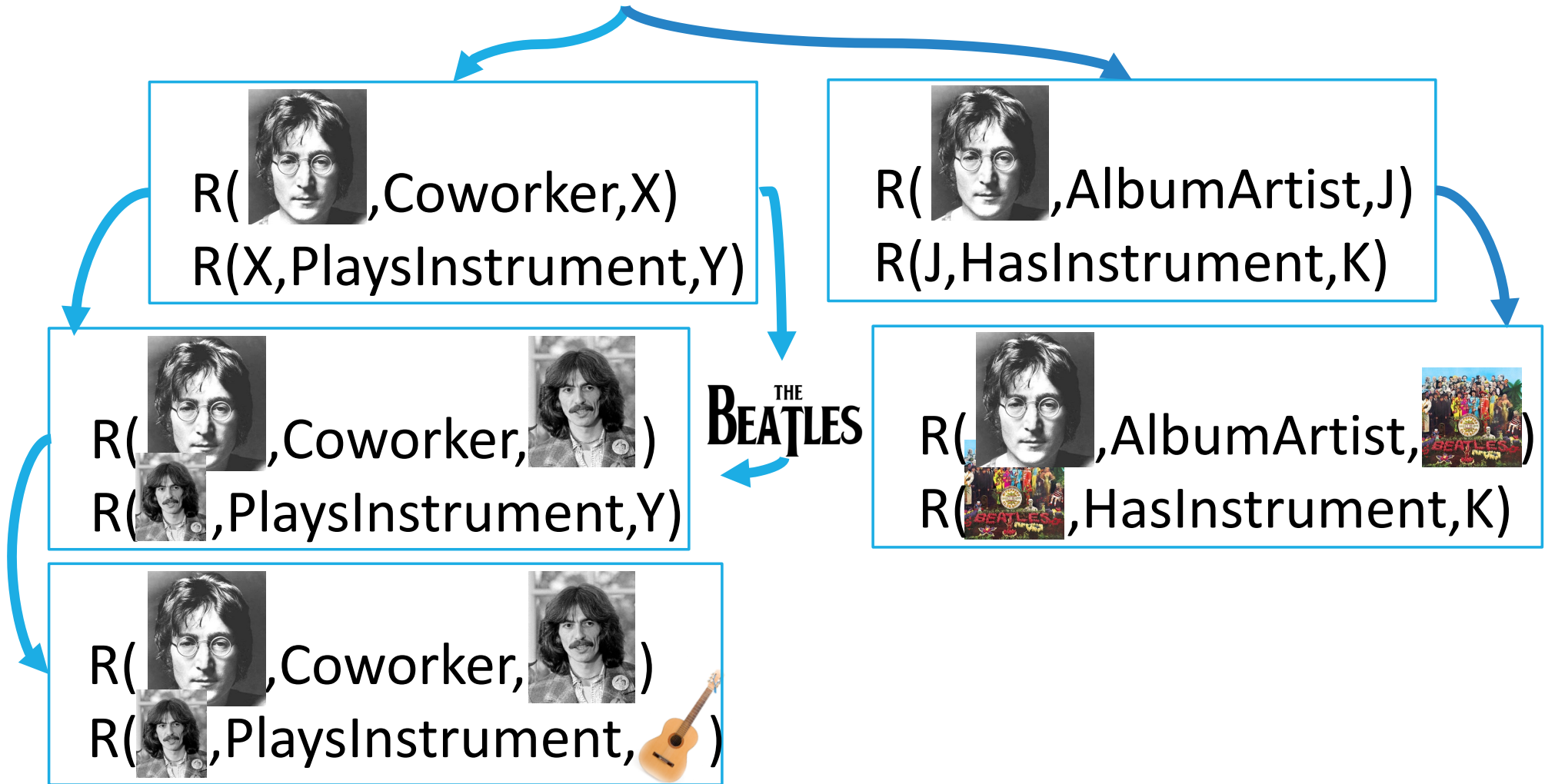
 R(, Coworker, )
R( , PlaysInstrument, Y)

THE
BEATLES

 R(, Coworker, )
R( , PlaysInstrument, )


ProPPR-ized PRA example


Query Q: R(Lennon, PlaysInstrument, ?)






ProPPR-ized PRA example

Query Q: R(Lennon, PlaysInstrument, ?)





 R(,Coworker,X)
R(X,PlaysInstrument,Y)

 R(,AlbumArtist,J)
R(J,HasInstrument,K)

 R(,Coworker, )
R( ,PlaysInstrument,Y)

THE BEATLES


 R(,AlbumArtist, )
R( ,HasInstrument,K)

 R(,Coworker, )
R( ,PlaysInstrument, )

 R(,AlbumArtist, )
R( ,HasInstrument, )

ProPPR-ized PRA example

Query Q: R(Lennon, PlaysInstrument, ?)



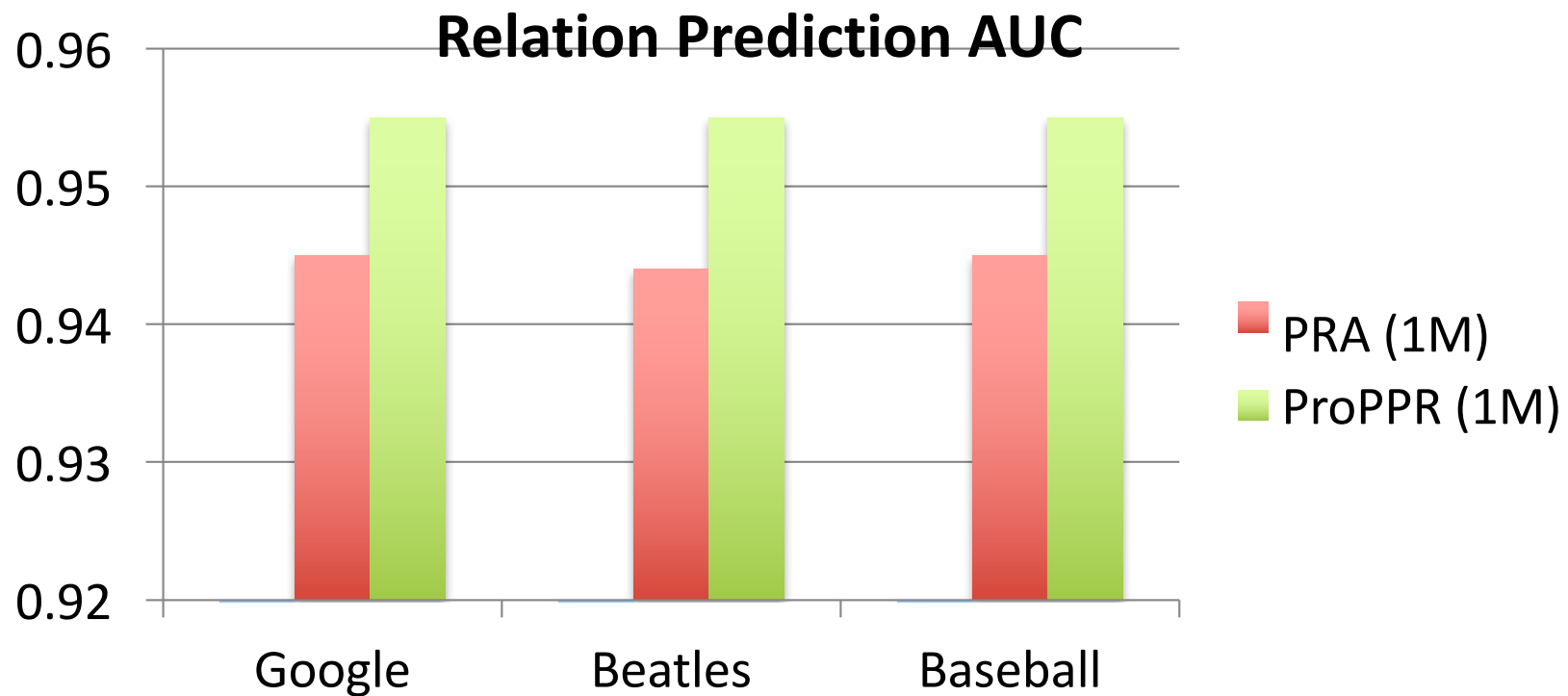
ProPPR in a nutshell

$$\min_{\mathbf{w}} - \left(\sum_{k \in +} \log \mathbf{p}_{\nu_0}[u_+^k] + \sum_{k \in -} \log(1 - \mathbf{p}_{\nu_0}[u_-^k]) \right) + \mu \|\mathbf{w}\|_2^2$$

- Input: queries, positive answers, negative answers
- Goal: $\mathbf{p}_{\nu_0}[u_+^k] \geq \mathbf{p}_{\nu_0}[u_-^k]$ (page rank from RW)
- Learn: random walk weights
- Train via stochastic gradient descent

Results from PRA and ProPPR

- Task:
 - 1M extractions for 3 domains;
 - ~100s of training queries
 - ~1000s of test queries
 - AUC of extractions alone is 0.7



Random Walks: Pros/Cons

BENEFITS

- KG query estimation independent of KG size
- Model training produces interpretable, logical rules
- Robust to noisy extractions through probabilistic form

DRAWBACKS

- Full KG completion task inefficient
- Training data difficult to obtain at scale
- Input must follow probabilistic semantics

Two classes of Probabilistic Models

GRAPHICAL MODELS

- Possible facts in KG are variables
- Logical rules relate facts
- Probability \propto satisfied rules
- Universally-quantified

RANDOM WALK METHODS

- Possible facts posed as queries
- Random walks of the KG constitute “proofs”
- Probability \propto path lengths/transitions
- Locally grounded

Embedding-Based Techniques

MATRICES, TENSORS, AND NEURAL NETWORKS



Probabilistic Models: Downsides

Embeddings

Limitation to Logical Relations

- Representation restricted by manual design
 - Clustering? Assymmetric implications?
 - Information flows through these relations
- Difficult to generalize to unseen entities/relations

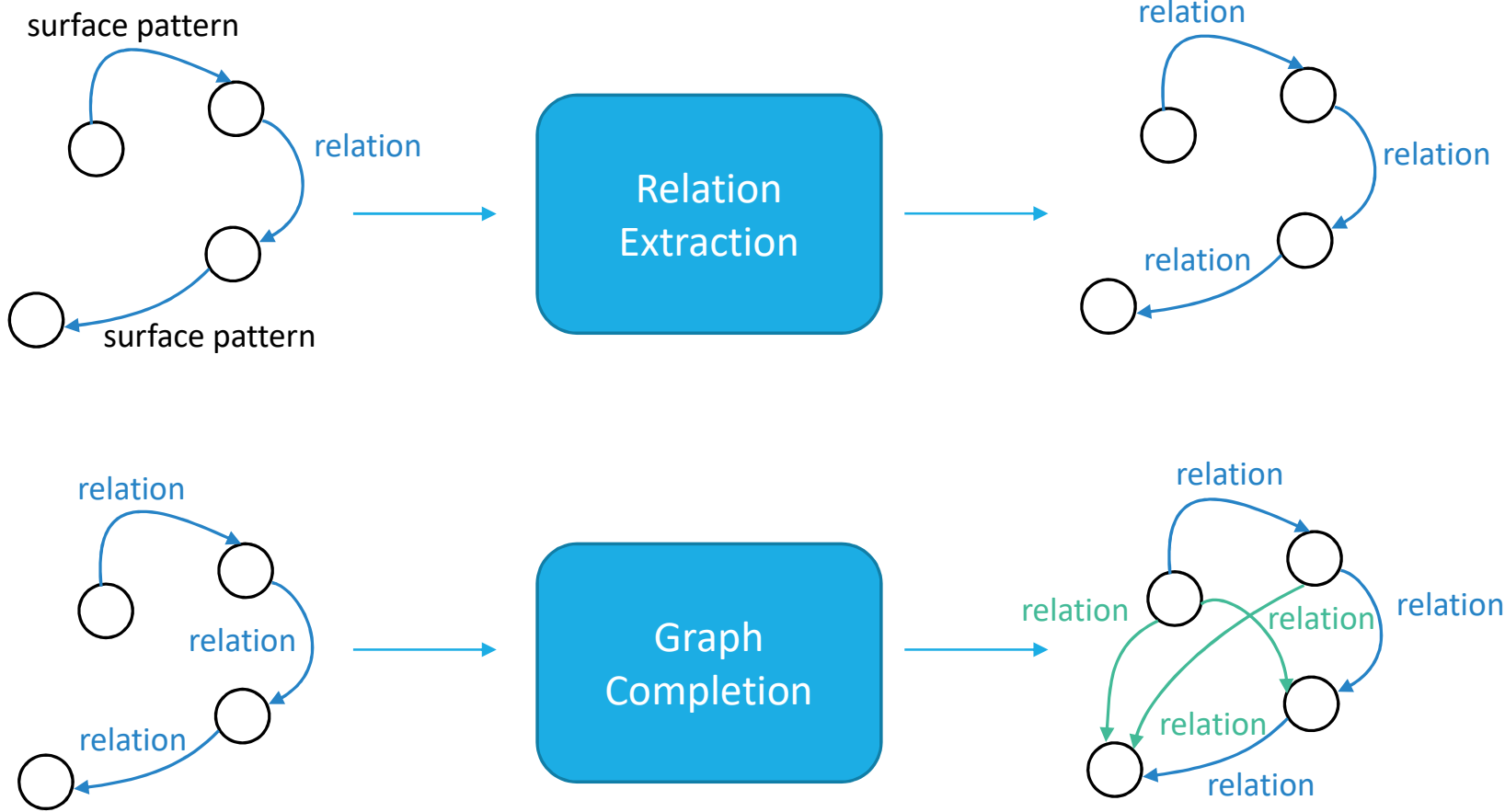
Computational Complexity of Algorithms

- Complexity depends on explicit dimensionality
 - Often NP-Hard, in size of data
 - More rules, more expensive inference
- Query-time inference is sometimes NP-Hard
- Not trivial to parallelize, or use GPUs

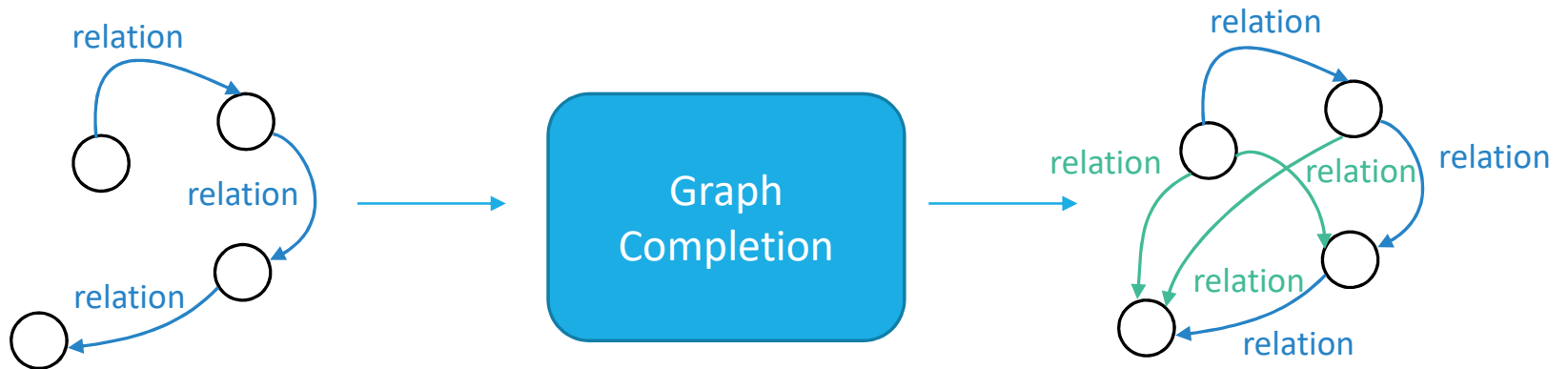
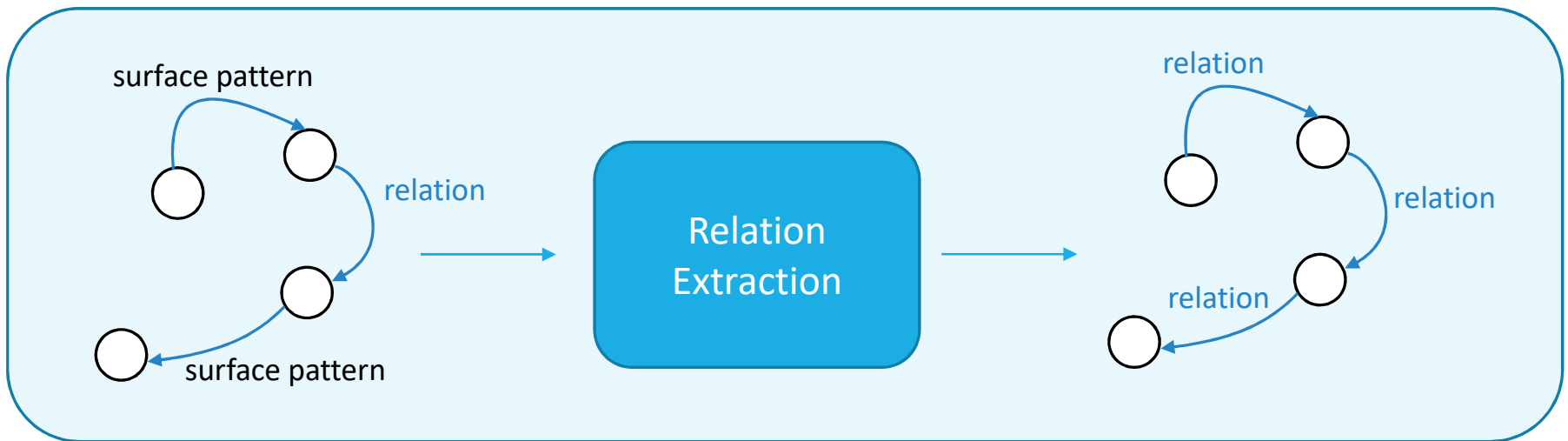
- Everything as dense vectors
- Can capture many relations
- Learned from data

- Complexity depends on latent dimensions
- Learning using stochastic gradient, back-propagation
- Querying is often cheap
- GPU-parallelism friendly

Two Related Tasks



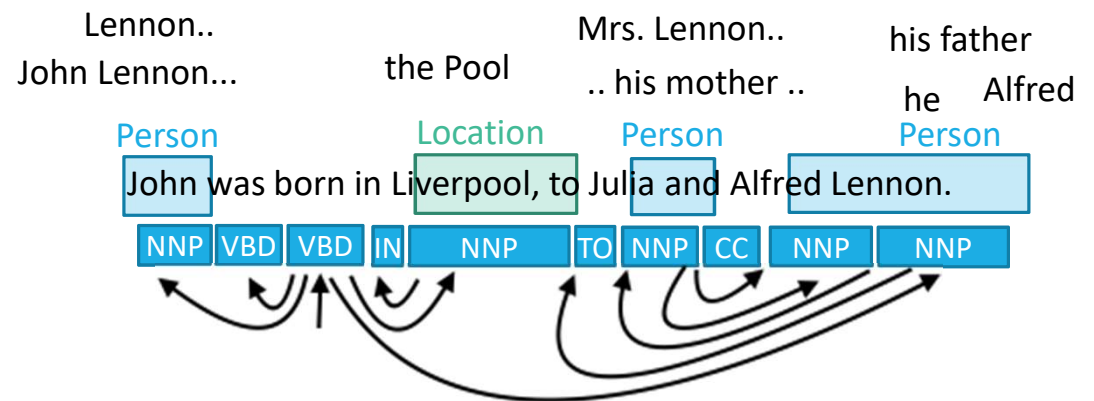

Two Related Tasks



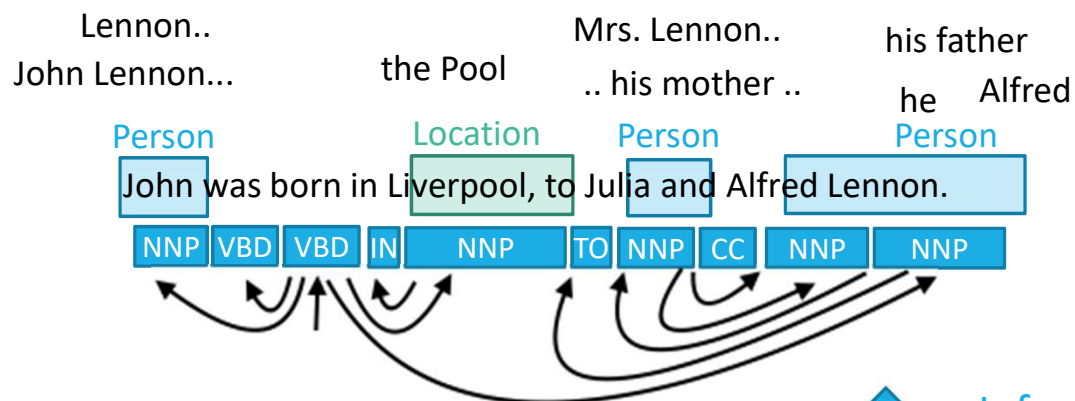
What is NLP?

John was born in Liverpool, to Julia and Alfred Lennon.

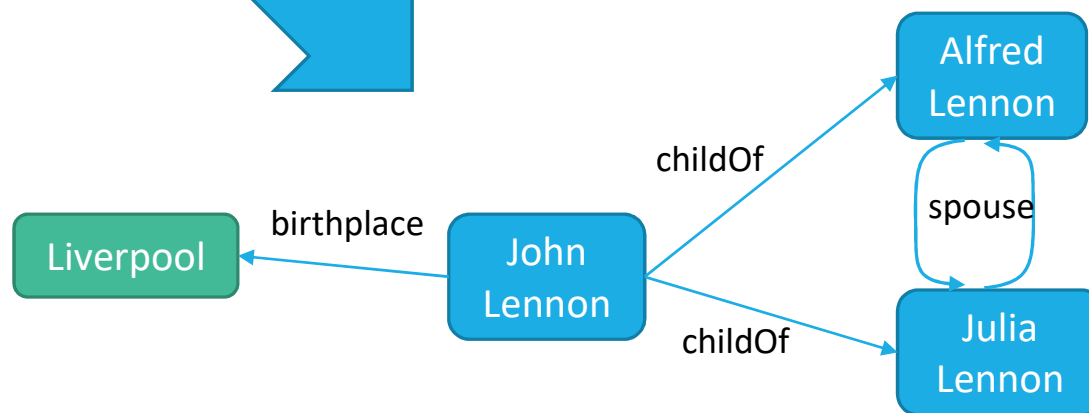
Natural Language
Processing



What is Information Extraction?

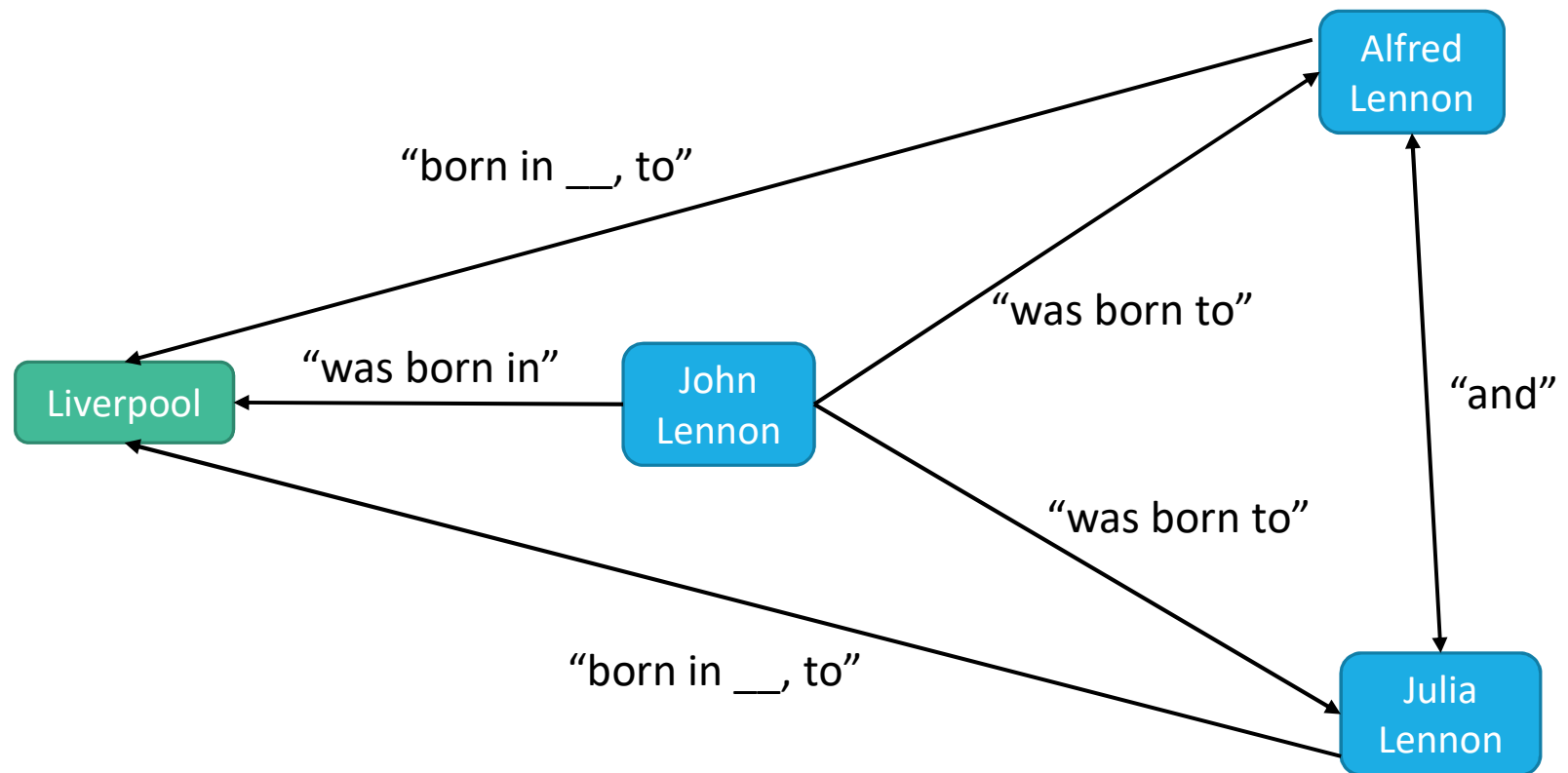


Information Extraction



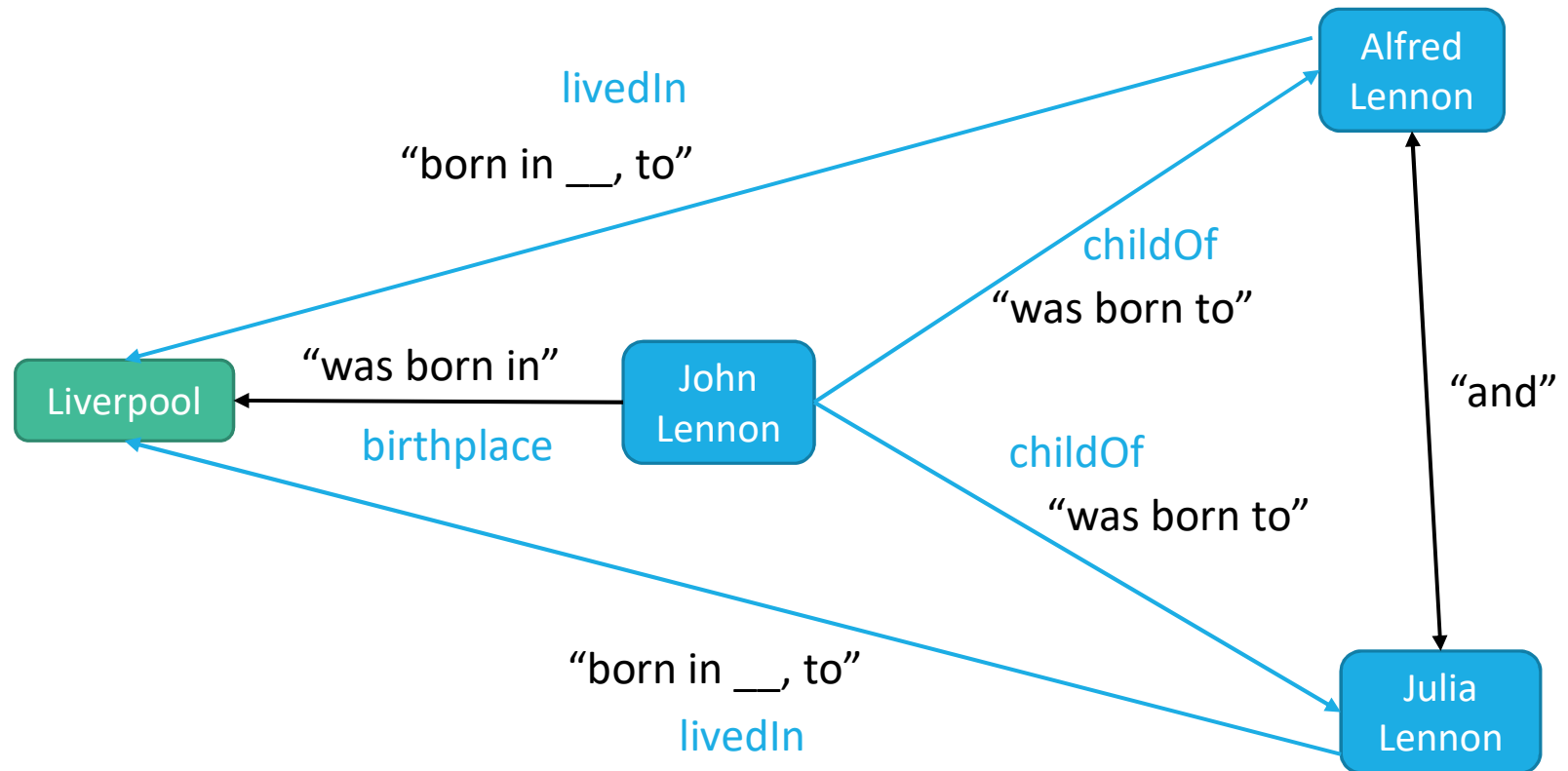
Relation Extraction From Text

John was born in Liverpool, to Julia and Alfred Lennon.

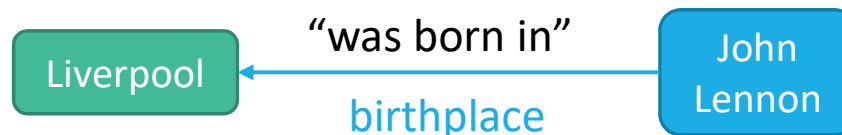


Relation Extraction From Text

John was born in Liverpool, to Julia and Alfred Lennon.



“Distant” Supervision

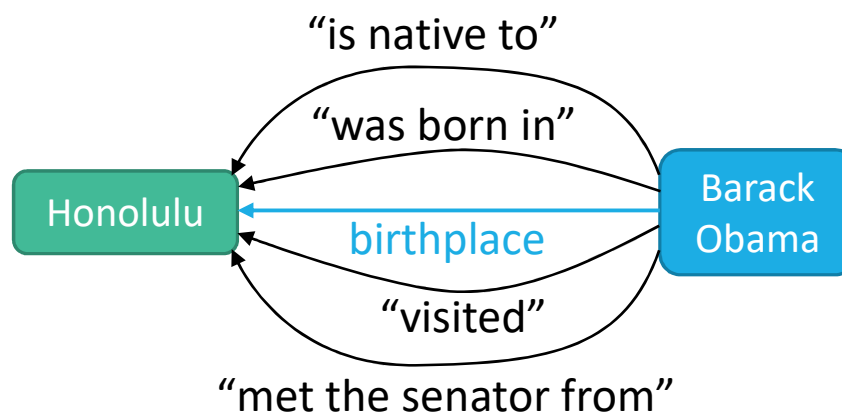


No direct supervision gives us this information.

Supervised: Too expensive to label sentences

Rule-based: Too much variety in language

Both only work for a small set of relations, i.e. 10s, not 100s

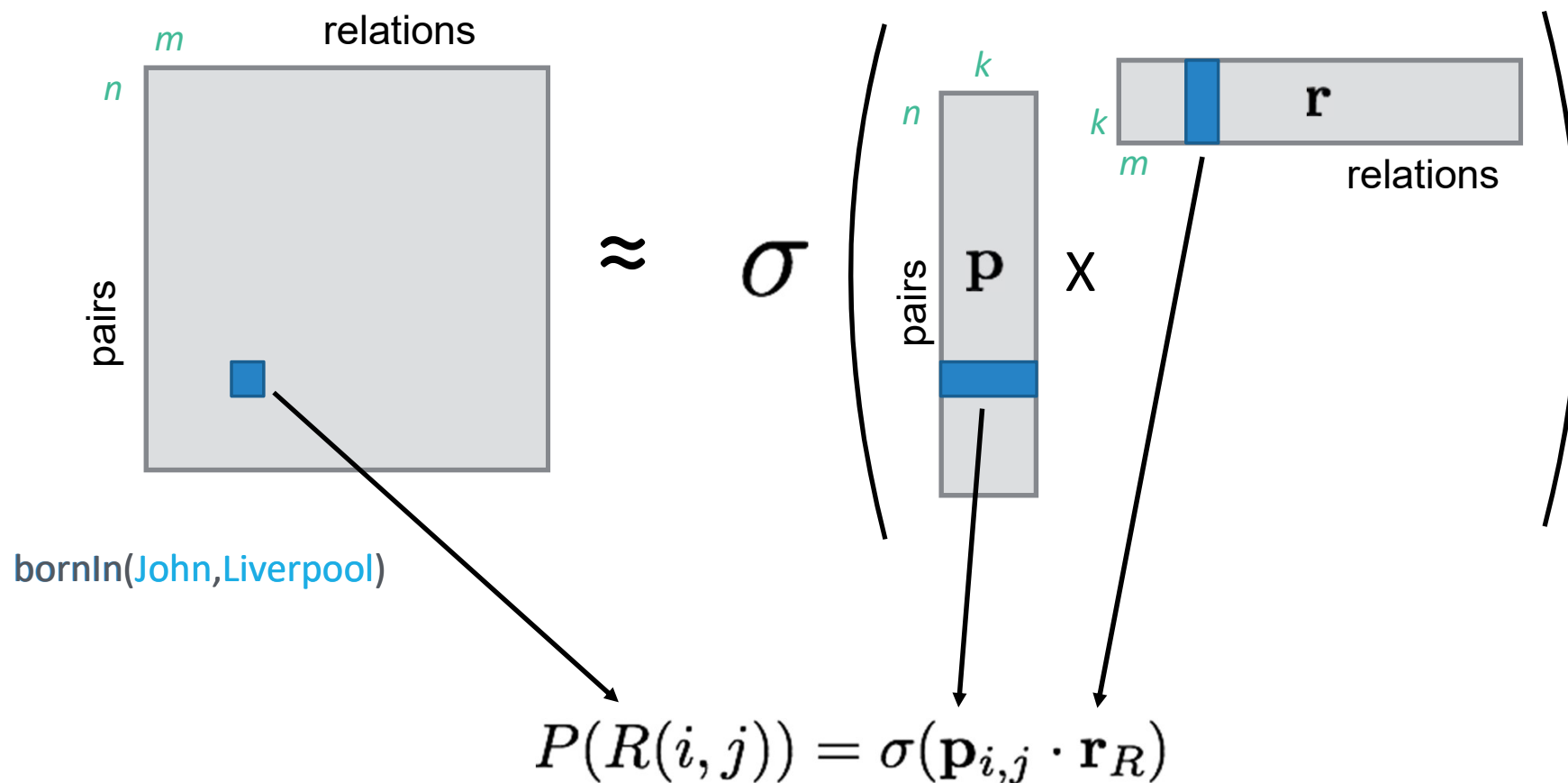


Relation Extraction as a Matrix

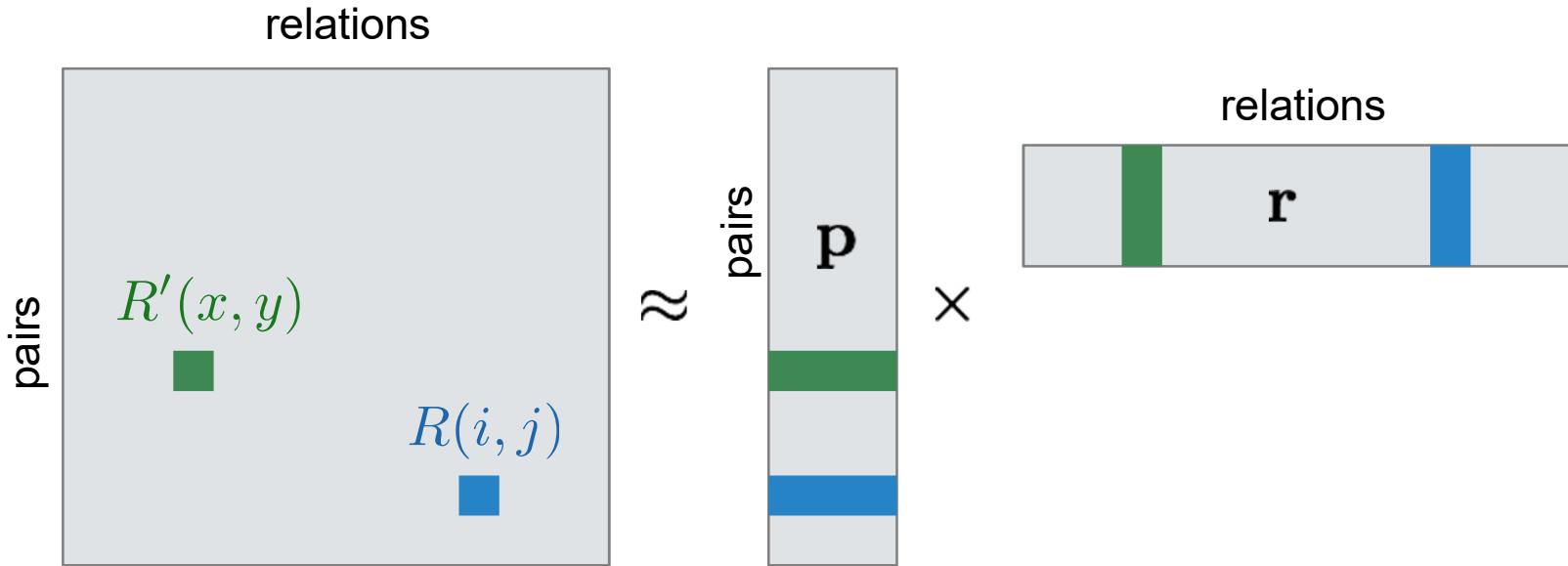
John was born in Liverpool, to Julia and Alfred Lennon.

Entity Pairs	<i>was born in</i> <small><-nsubjpass-born<-nmod:in-</small>	<i>was born to</i>	<i>and</i>	<i>birthplace(X,Y)</i>	<i>spouse(X,Y)</i>
	John Lennon, Liverpool	1			?
John Lennon, Julia Lennon		1			
John Lennon, Alfred Lennon		1			
Julia Lennon, Alfred Lennon			1		?
Barack Obama, Hawaii	1			1	
Barack Obama, Michelle Obama			1		1

Matrix Factorization



Training: Stochastic Updates




Pick an **observed** cell, $R(i, j)$:

- Update \mathbf{p}_{ij} & \mathbf{r}_R such that $R(i, j)$ is higher

Pick any random cell, assume it is **negative**:

- Update \mathbf{p}_{xy} & $\mathbf{r}_{R'}$ such that $R'(x, y)$ is lower

Relation Embeddings



Embeddings \sim Logical Relations

Relation Embeddings, w

- Similar embedding for 2 relations denote they are paraphrases
 - *is married to*, *spouseOf(X,Y)*, */person/spouse*
- One embedding can be contained by another
 - $w(\text{topEmployeeOf}) \subset w(\text{employeeOf})$
 - $\text{topEmployeeOf}(X,Y) \rightarrow \text{employeeOf}(X,Y)$
- Can capture logical patterns, without needing to specify them!

Entity Pair Embeddings, v

Similar entity pairs denote similar relations between them

Entity pairs may describe multiple “relations”

independent *foundedBy* and *employeeOf* relations

Similar Embeddings

similar underlying embedding

X own percentage of Y X buy stake in Y

similar embedding

Time, Inc Amer. Tel. and Comm.	1	1
Volvo Scania A.B.		1
Campeau Federated Dept Stores		
Apple HP		

Successfully predicts “Volvo owns percentage of Scania A.B.”
from “Volvo bought a stake in Scania A.B.”

Implications

$X \text{ historian at } Y \rightarrow X \text{ professor at } Y$

X professor at Y **X historian at Y**

(Freeman,Harvard)
 \rightarrow (Boyle,OhioState)

Kevin Boyle
Ohio State

R. Freeman
Harvard

	1
1	

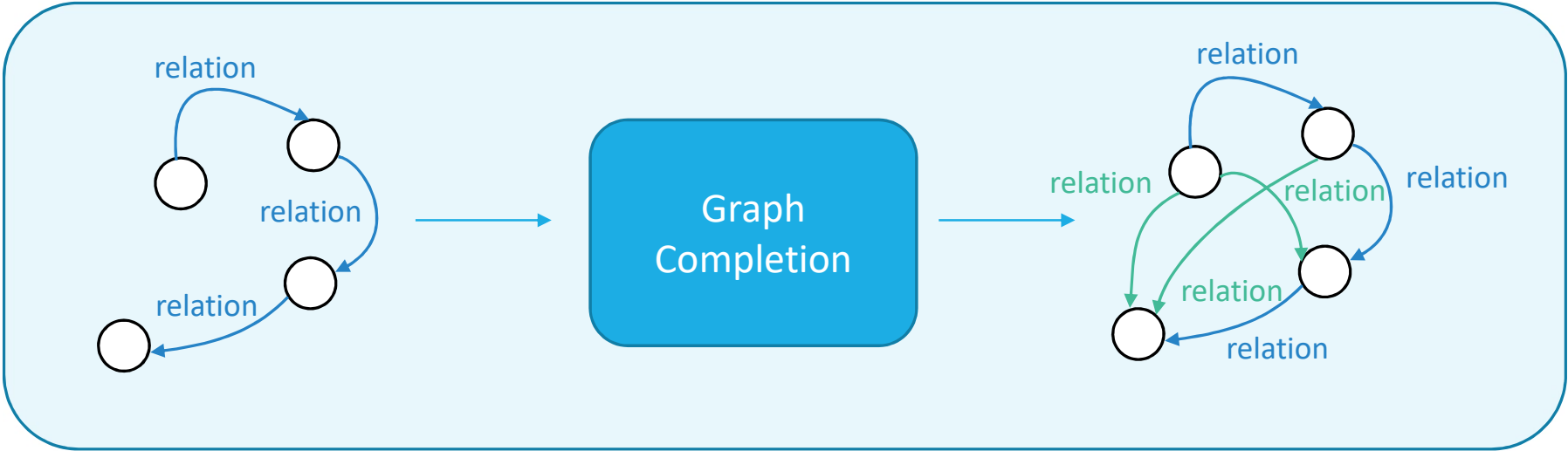
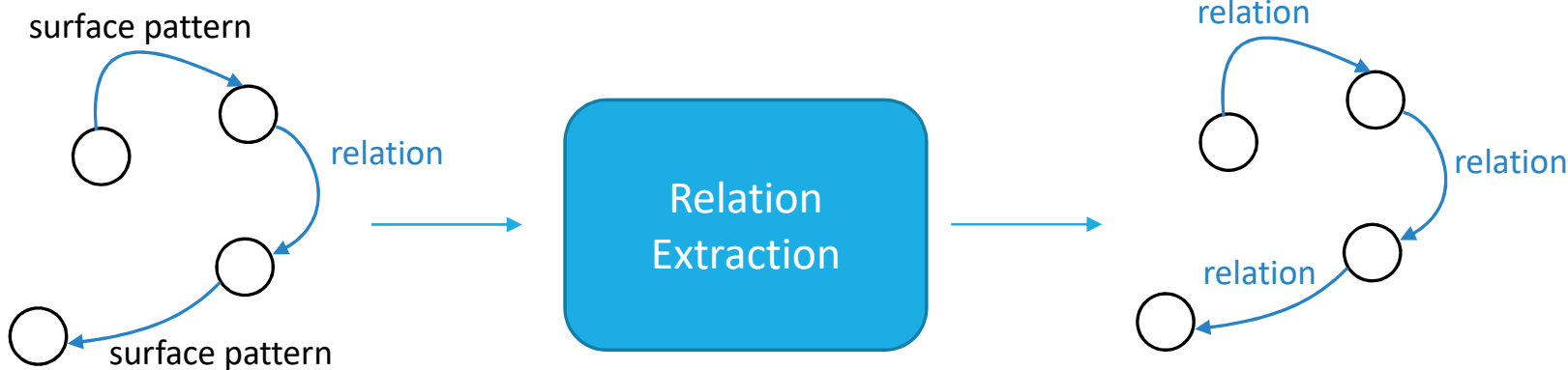
Learns asymmetric entailment:

$\text{PER historian at UNIV} \rightarrow \text{PER professor at UNIV}$

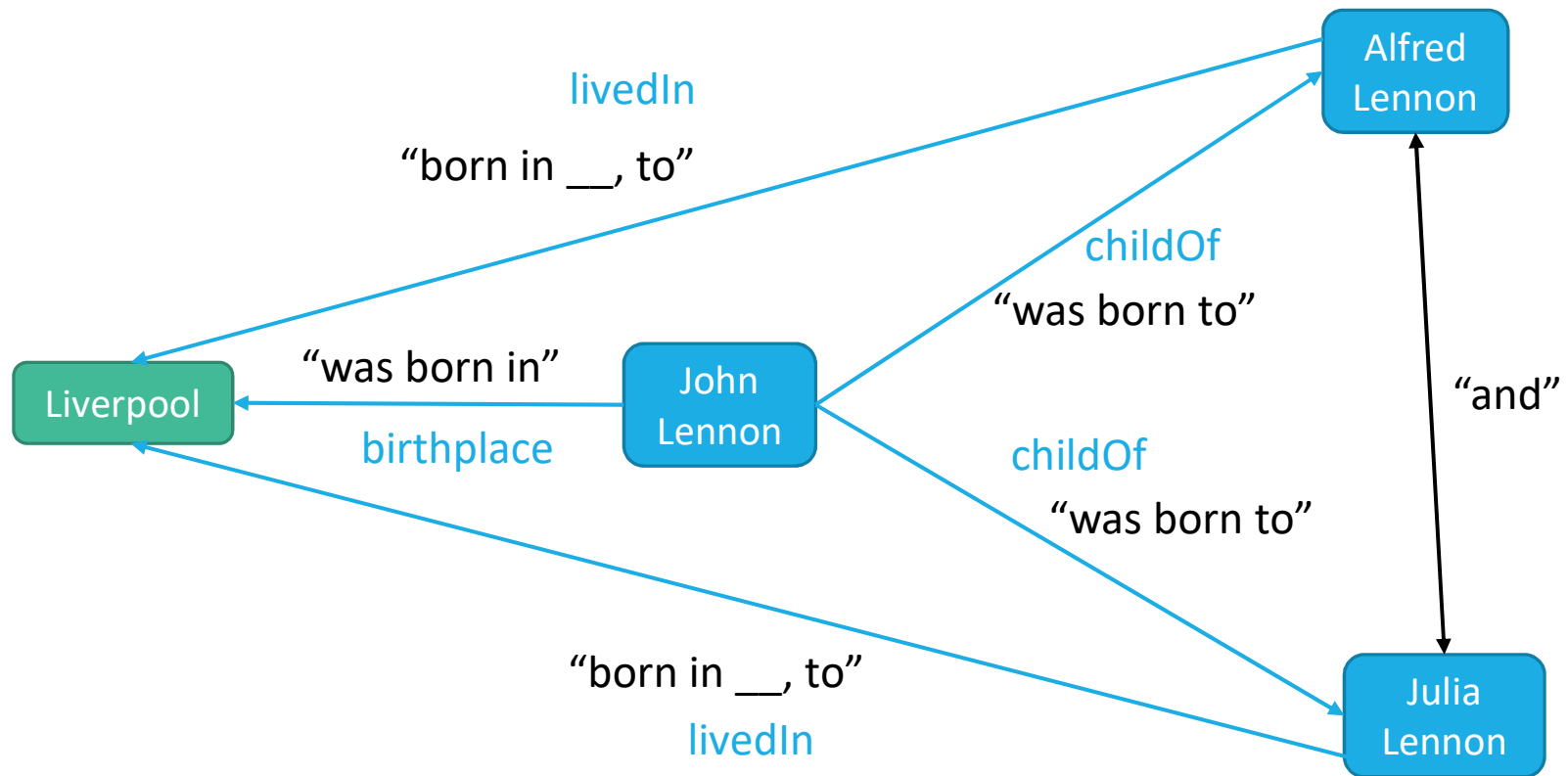
But,

$\text{PER professor at UNIV} \not\rightarrow \text{PER historian at UNIV}$

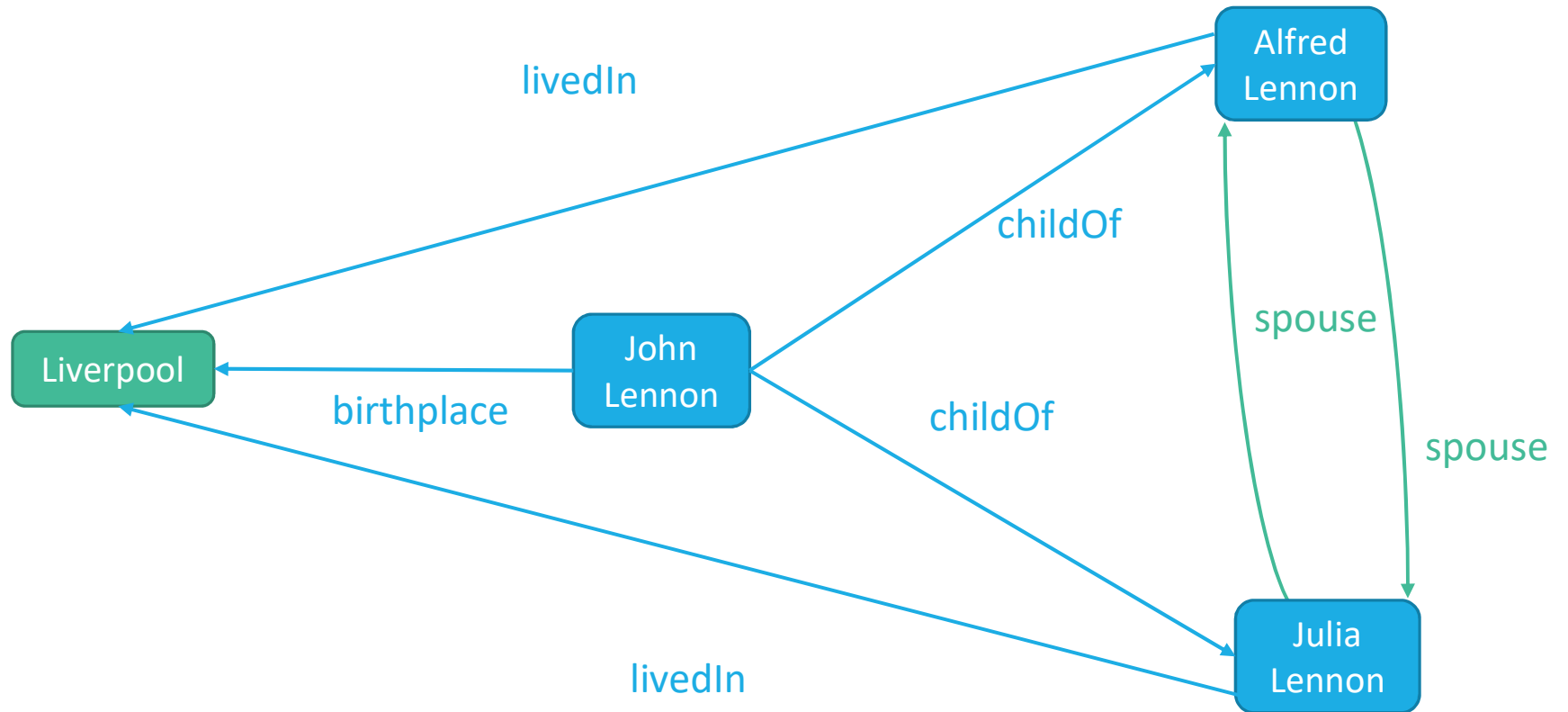
Two Related Tasks



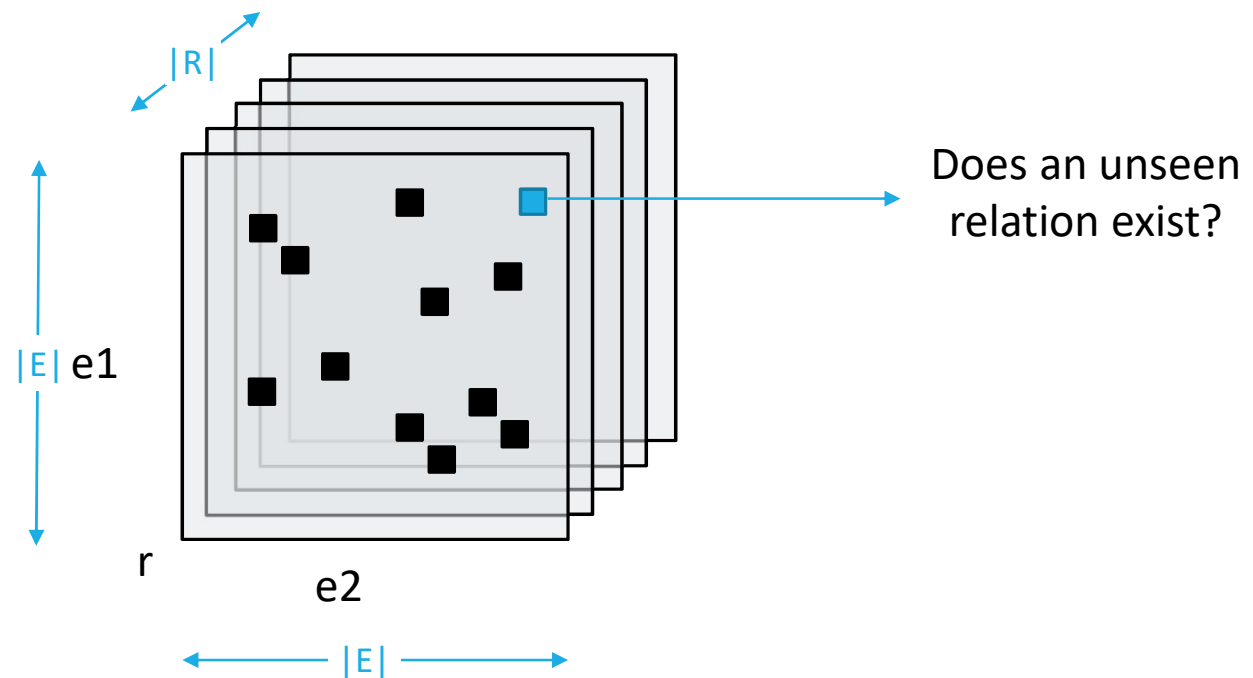
Graph Completion



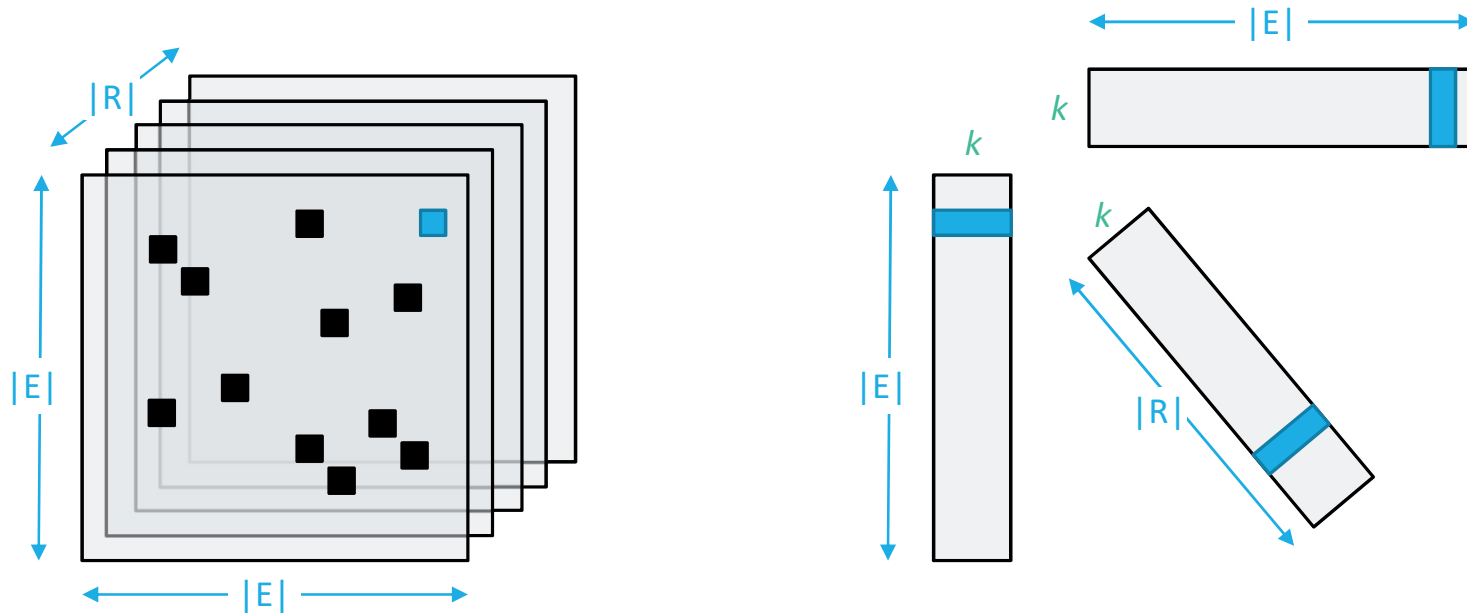
Graph Completion



Tensor Formulation of KG



Factorize that Tensor



$$S(r(a, b)) = f(\mathbf{v}_r, \mathbf{v}_a, \mathbf{v}_b)$$

Many Different Factorizations

CANDECOMP/PARAFAC-Decomposition

$$S(r(a, b)) = \sum_k R_{r,k} \cdot e_{a,k} \cdot e_{b,k}$$

Tucker2 and RESCAL Decompositions

$$S(r(a, b)) = (\mathbf{R}_r \times \mathbf{e}_a) \times \mathbf{e}_b$$

Model E

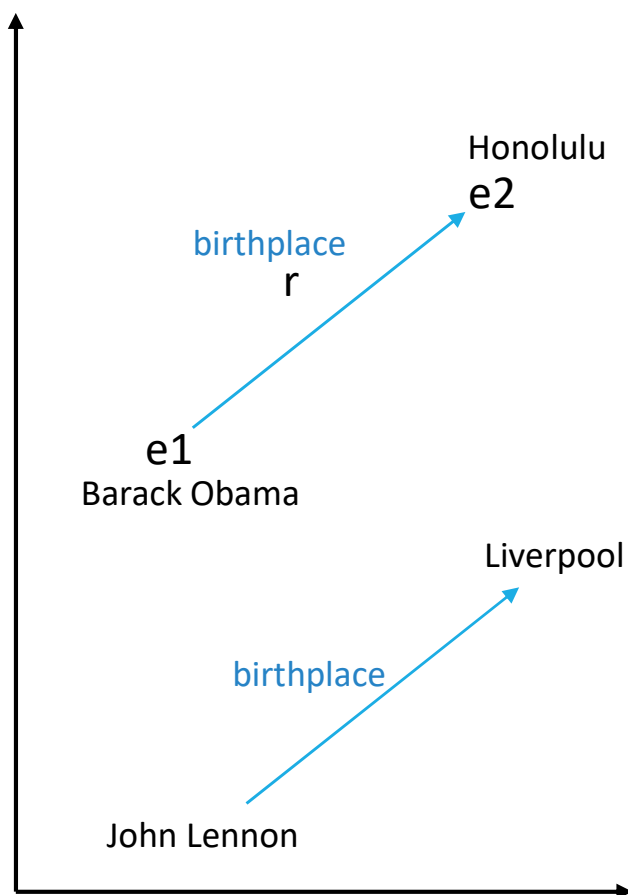
$$S(r(a, b)) = \mathbf{R}_{r,1} \cdot \mathbf{e}_a + \mathbf{R}_{r,2} \cdot \mathbf{e}_b$$

Holographic Embeddings

$$S(r(a, b)) = \mathbf{R}_r \times (\mathbf{e}_a \star \mathbf{e}_b)$$

Not tensor
factorization
(per se)

Translation Embeddings



TransE

$$S(r(a, b)) = -\|\mathbf{e}_a + \mathbf{R}_r - \mathbf{e}_b\|_2^2$$

TransH

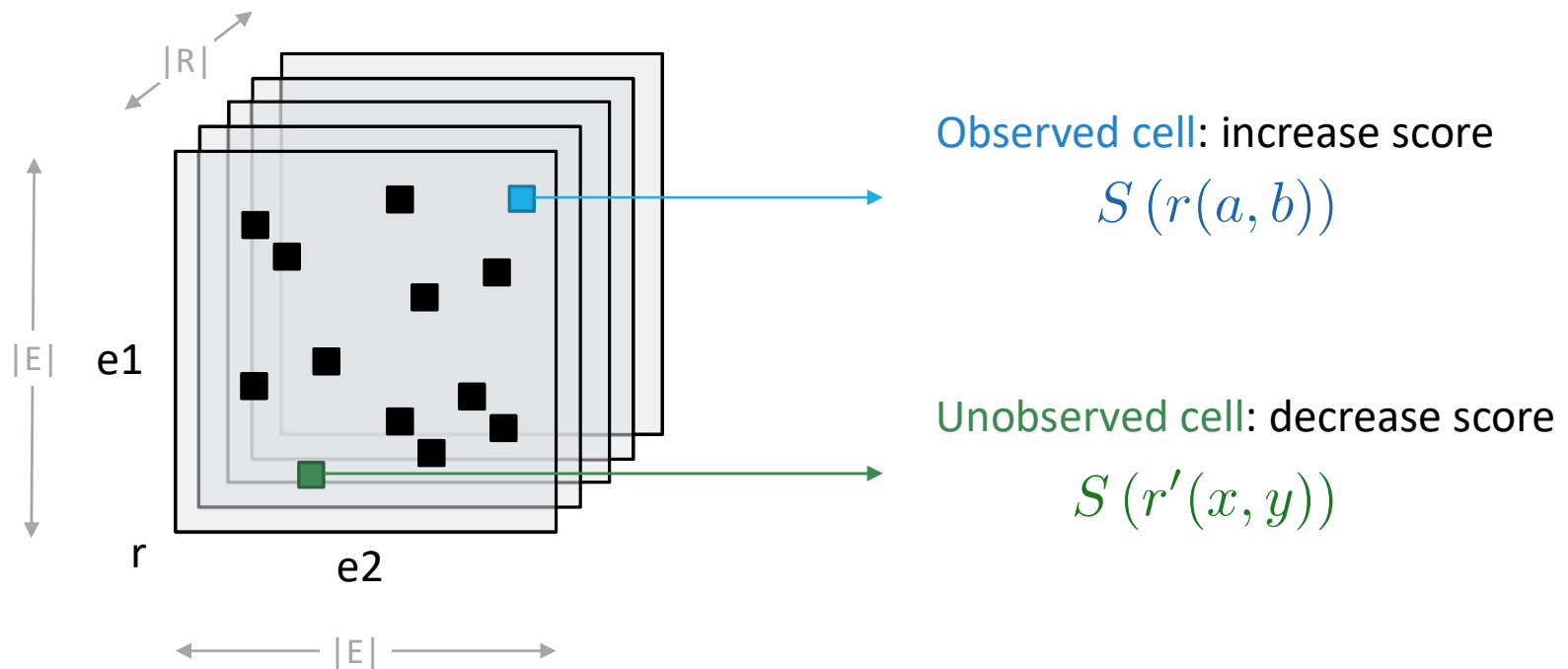
$$S(r(a, b)) = -\|\mathbf{e}_a^\perp + \mathbf{R}_r - \mathbf{e}_b^\perp\|_2^2$$

$$\mathbf{e}_a^\perp = \mathbf{e}_a - \mathbf{w}_r^T \mathbf{e}_a \mathbf{w}_r$$

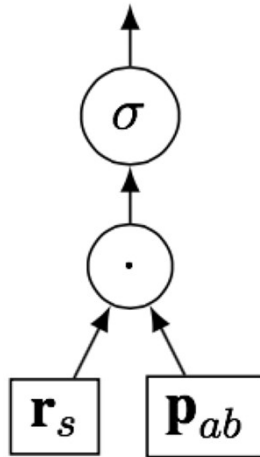
TransR

$$S(r(a, b)) = -\|\mathbf{e}_a \mathbf{M}_r + \mathbf{R}_r - \mathbf{e}_b \mathbf{M}_r\|_2^2$$

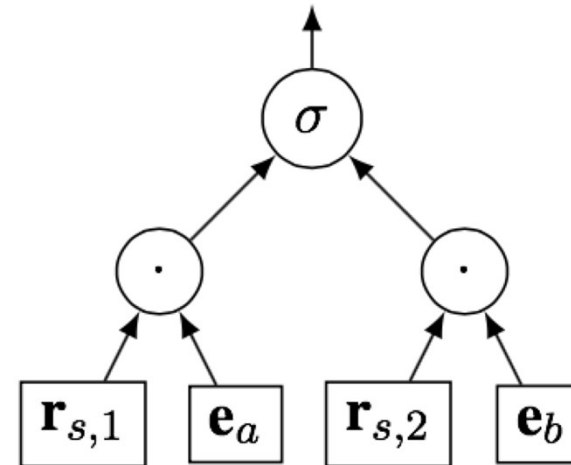
Parameter Estimation



Matrix vs Tensor Factorization

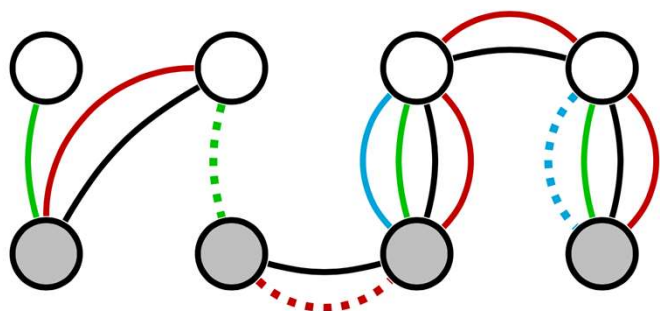


- Vectors for each entity pair
- Can only predict for entity pairs that appear in text together
- No sharing for same entity in different entity pairs

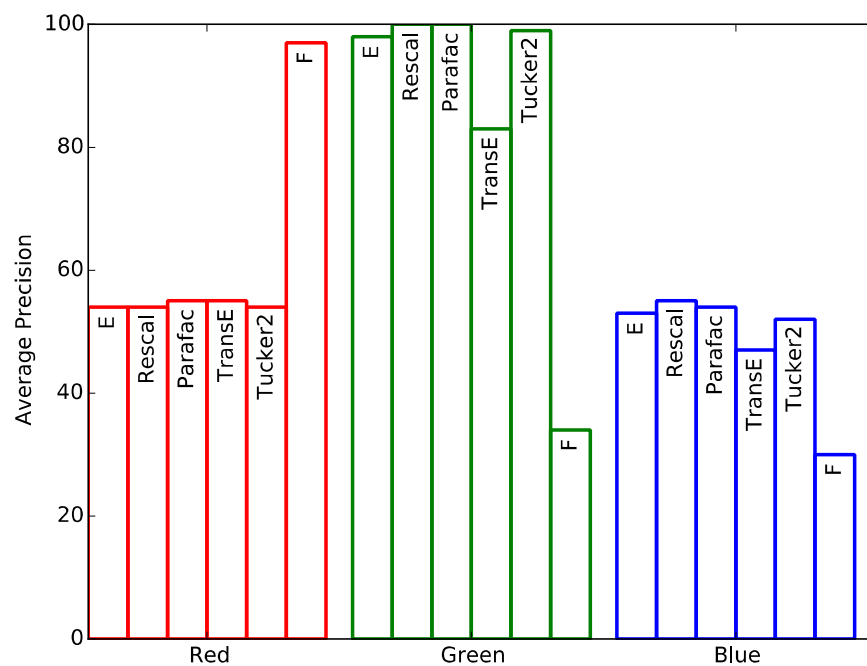


- Vectors for each entity
- Assume entity pairs are “low-rank”
 - But many relations are not!
 - Spouse: you can have only ~ 1
- Cannot learn pair specific information

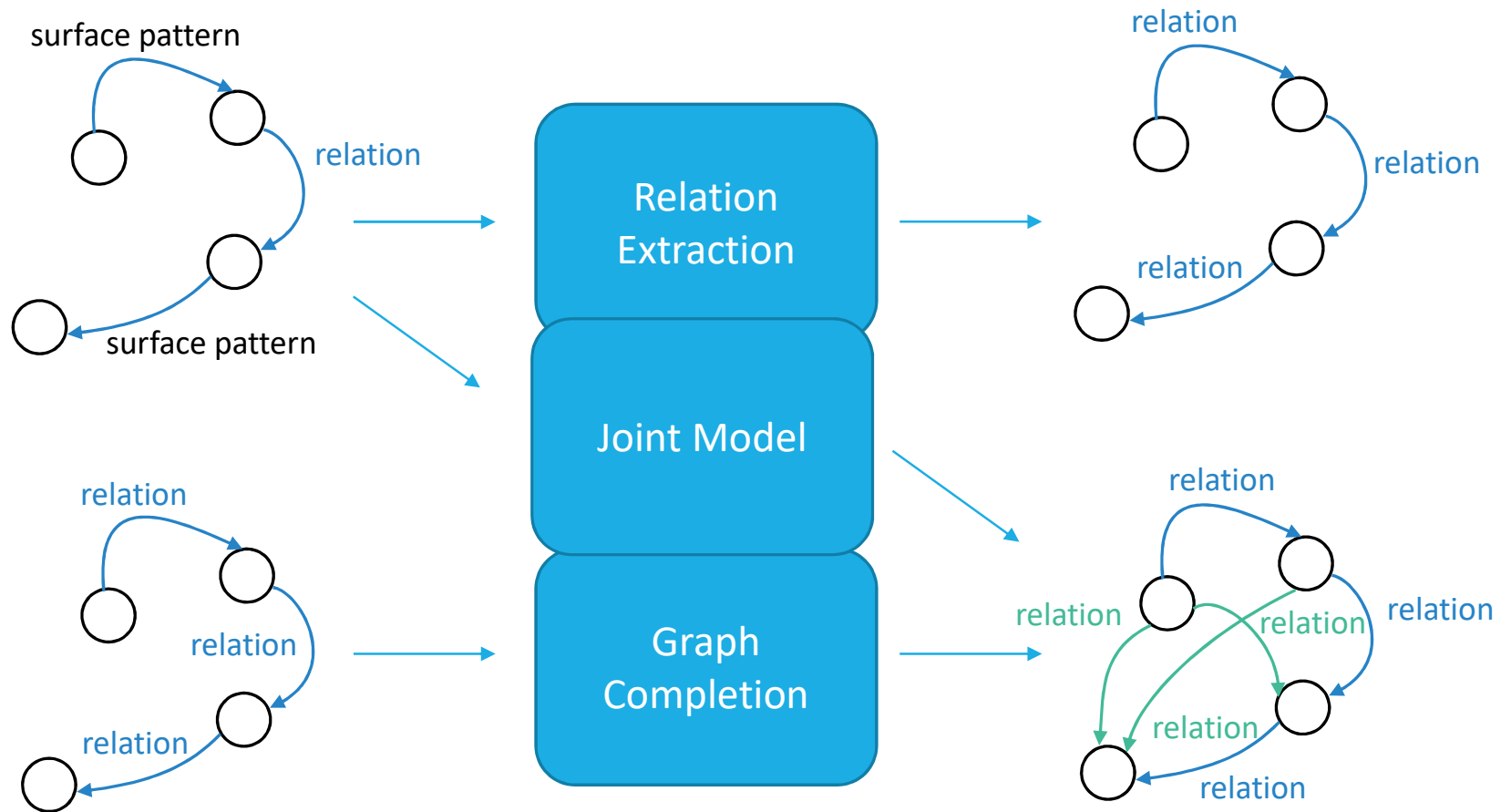
What they can, and can't, do..



- **Red**: deterministically implied by **Black**
 - needs *pair-specific* embedding
 - Only **F** is able to generalize
- **Green**: needs to estimate entity types
 - needs *entity-specific* embedding
 - Tensor factorization generalizes, **F** doesn't
- **Blue**: implied by **Red** and **Green**
 - Nothing works much better than random



Joint Extraction+Completion



Compositional Neural Models

So far, we're learning vectors for each entity/surface pattern/relation..

But learning vectors independently ignores "composition"

Composition in Surface Patterns

- Every surface pattern is not unique
- Synonymy: A is B's spouse.
A is married to B.
- Inverse: X is Y's parent.
Y is one of X's children.
- Can the representation learn this?

Composition in Relation Paths

- Every relation path is not unique
- Explicit: A parent B, B parent C
A grandparent C
- Implicit: X bornInCity Y, Y cityInState Z
X "bornInState" Z
- Can the representation capture this?

Composing Dependency Paths

... was born to ...



... 's parents are ...



(never appears in
training data)

`\parentsOf`



But we don't need linked data to know they mean similar things...

Use neural networks to produce the embeddings from text!



... was born to ...

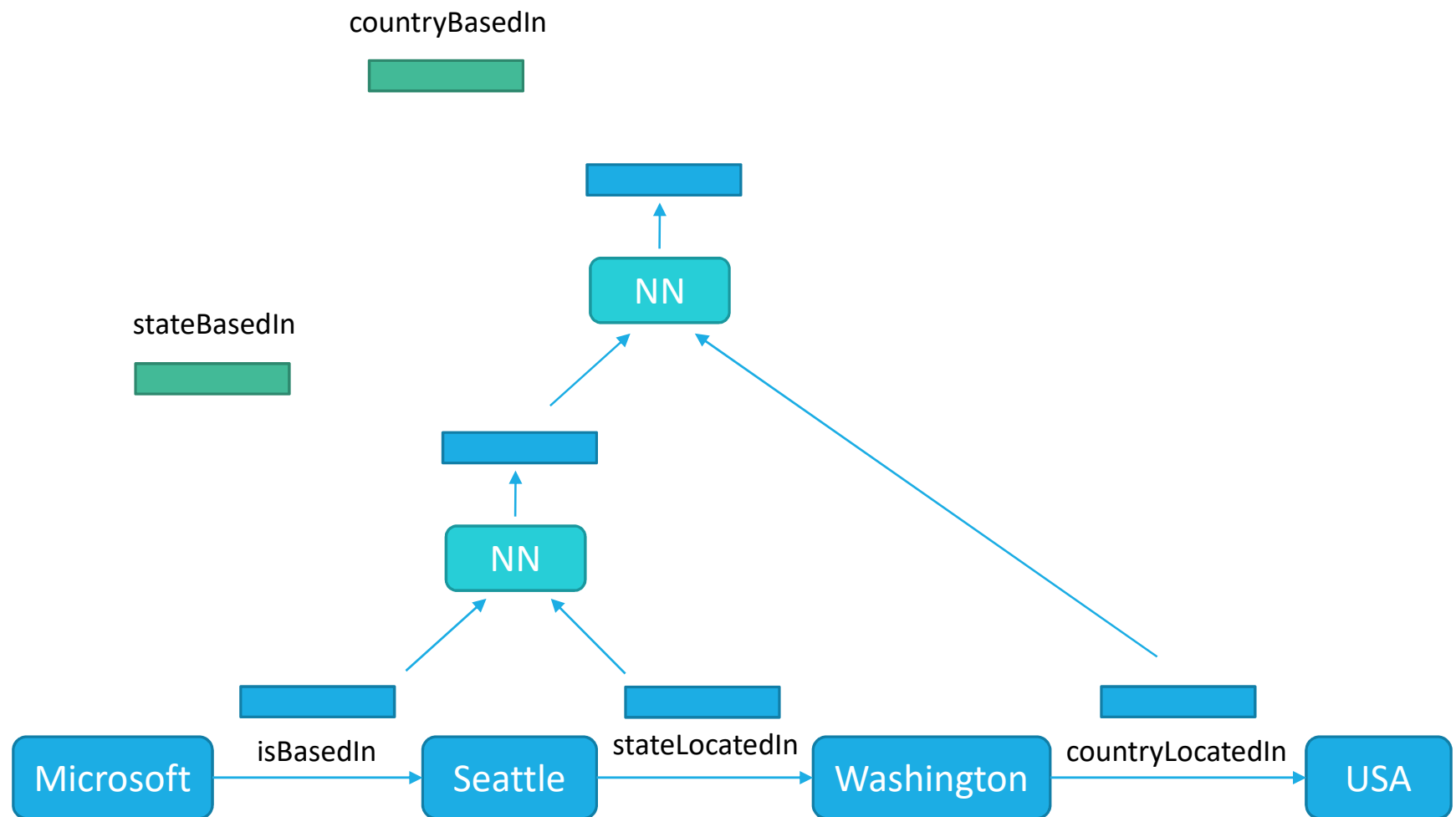


... 's parents are ...



`\parentsOf`

Composing Relational Paths



Review: Embedding Techniques

Two Related Tasks:

- Relation Extraction from Text
- Graph (or Link) Completion

Relation Extraction:

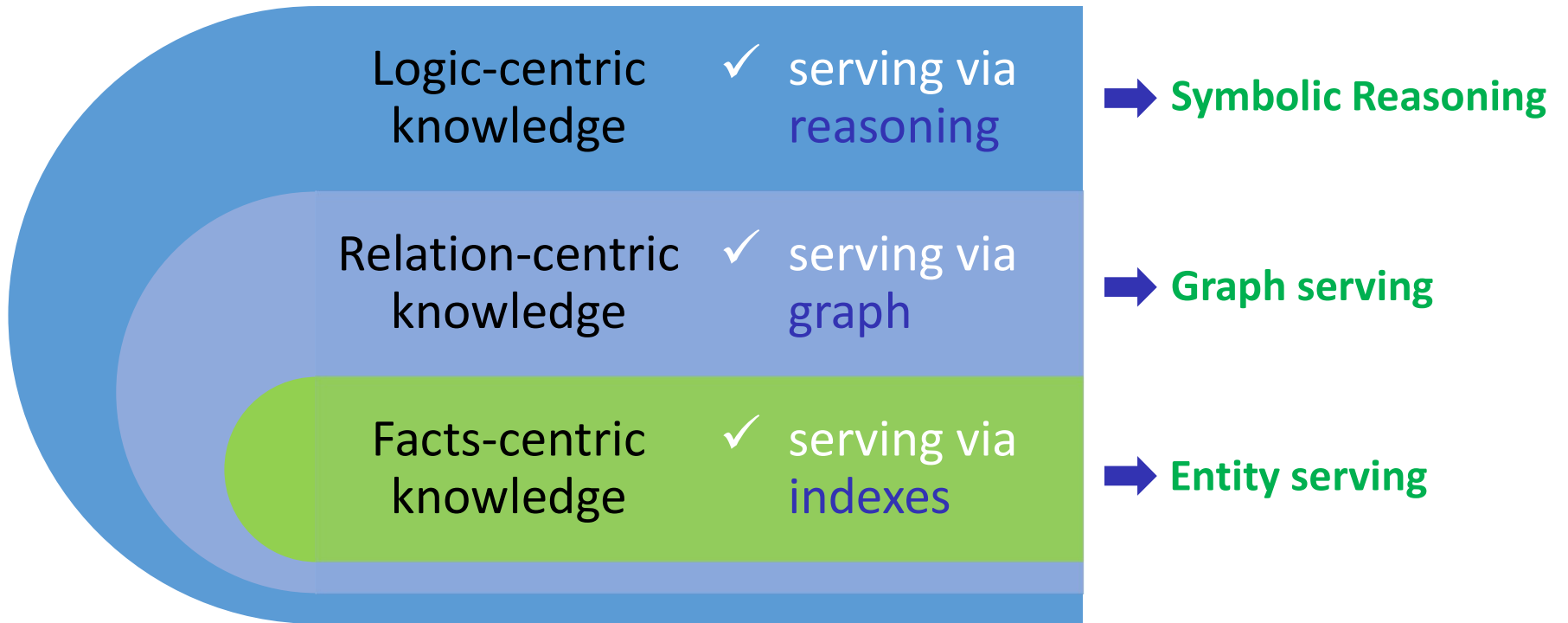
- Matrix Factorization Approaches

Graph Completion:

- Tensor Factorization Approaches

Compositional Neural Models

- Compose over dependency paths
- Compose over relation paths

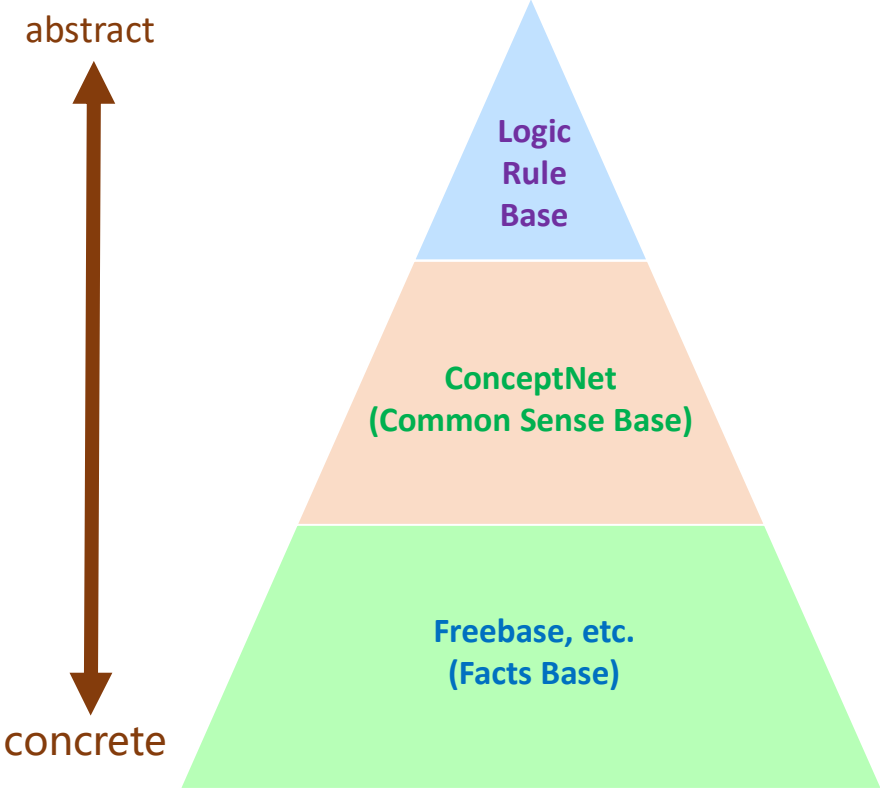


The evolution of knowledge representation

Why is a big knowledge graph not enough?

- Large knowledge graphs have billions of facts
- *However*, it doesn't provide much help in logic reasoning
 - The knowledge is **not symbolized** logic knowledge
 - Lack of **reasoning rules** allow machines to do reasoning automatically
 - More importantly, lack of **common sense**

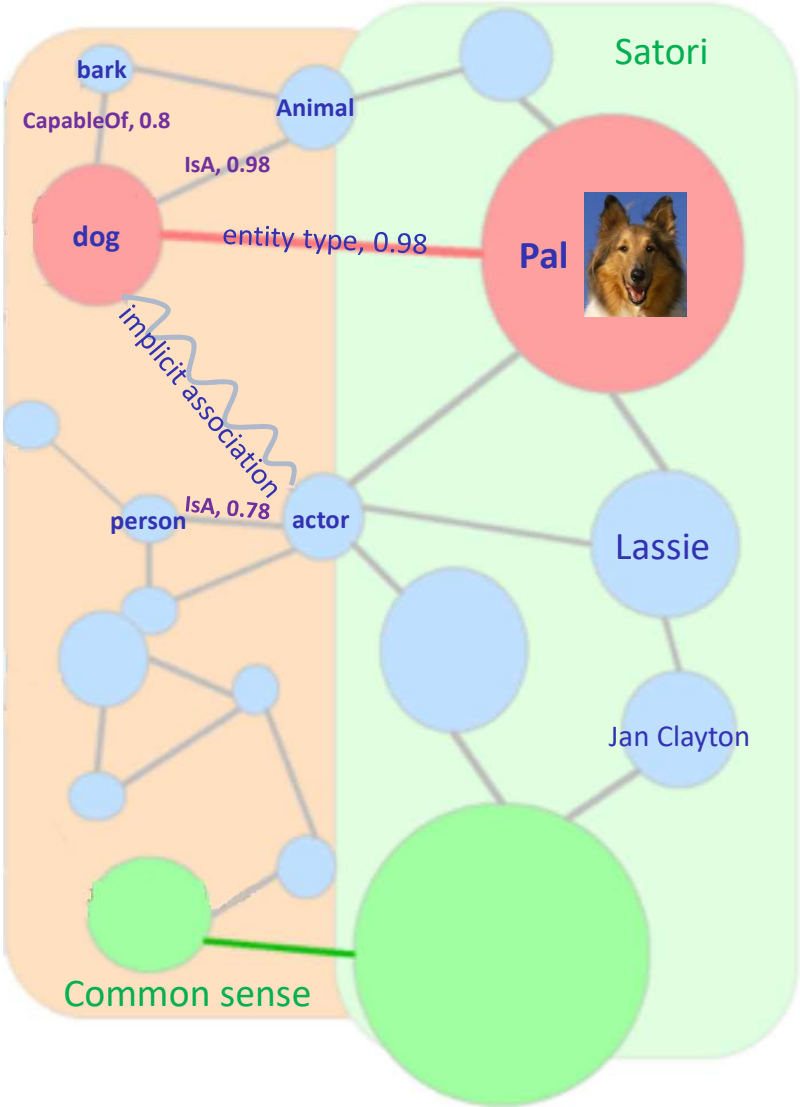
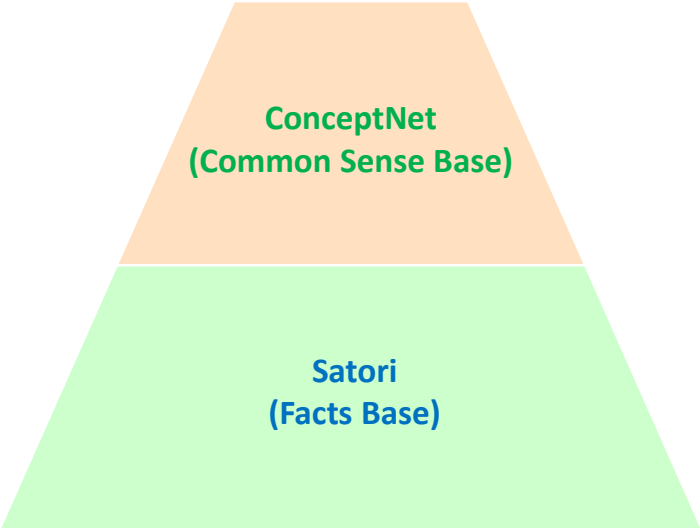
The pyramid of knowledge



Knowledge in symbolic logic form

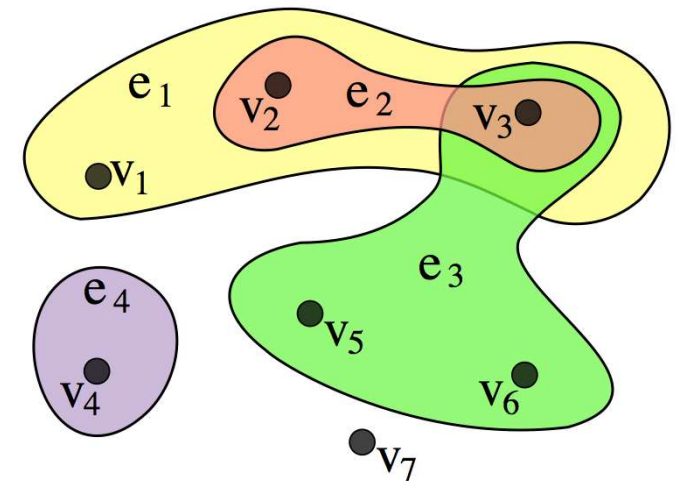
- **Symbols** are abstract identifiers can be manipulated in an algebra system
 - Variables
 - Functions
- Symbolic **expression** is a finite combination of symbols
- Symbolic **transformation**: a symbolic expression can be transformed into another symbolic expression according to the rules of a predefined reasoning algebra
 - An inference engine tries to derive answers for a logic question by performing logical deductions

Represents Satori facts and common sense knowledge in RHHG

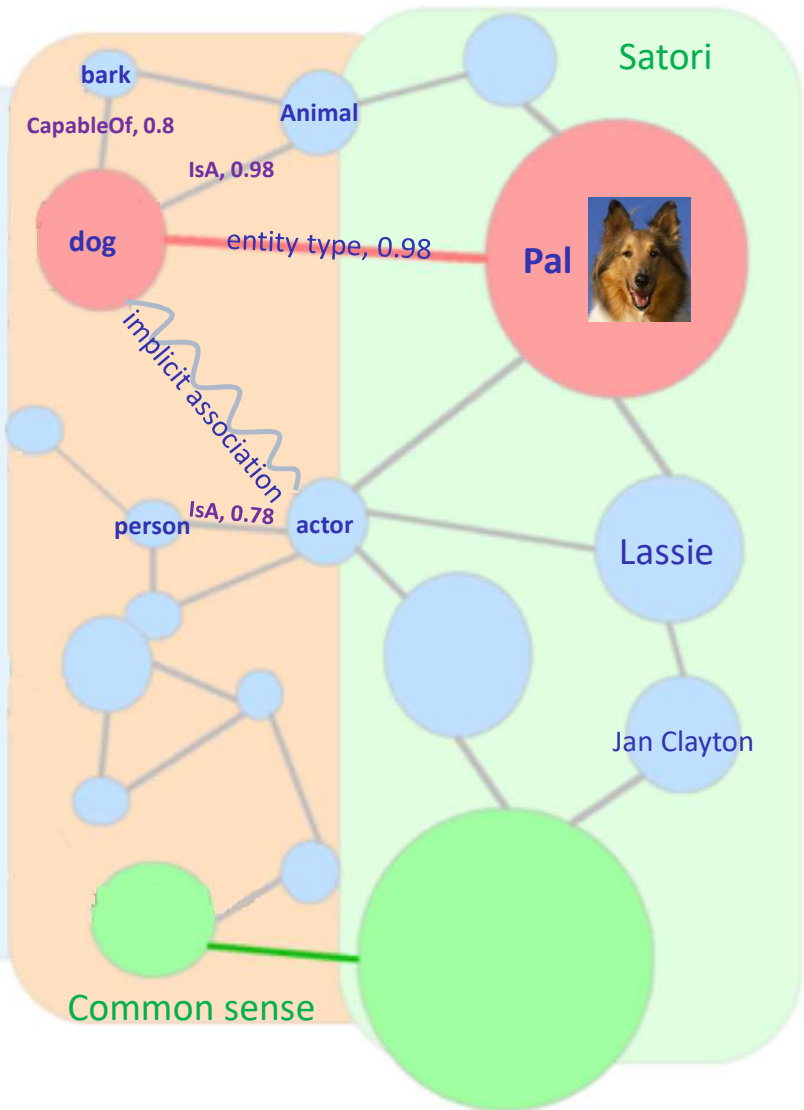
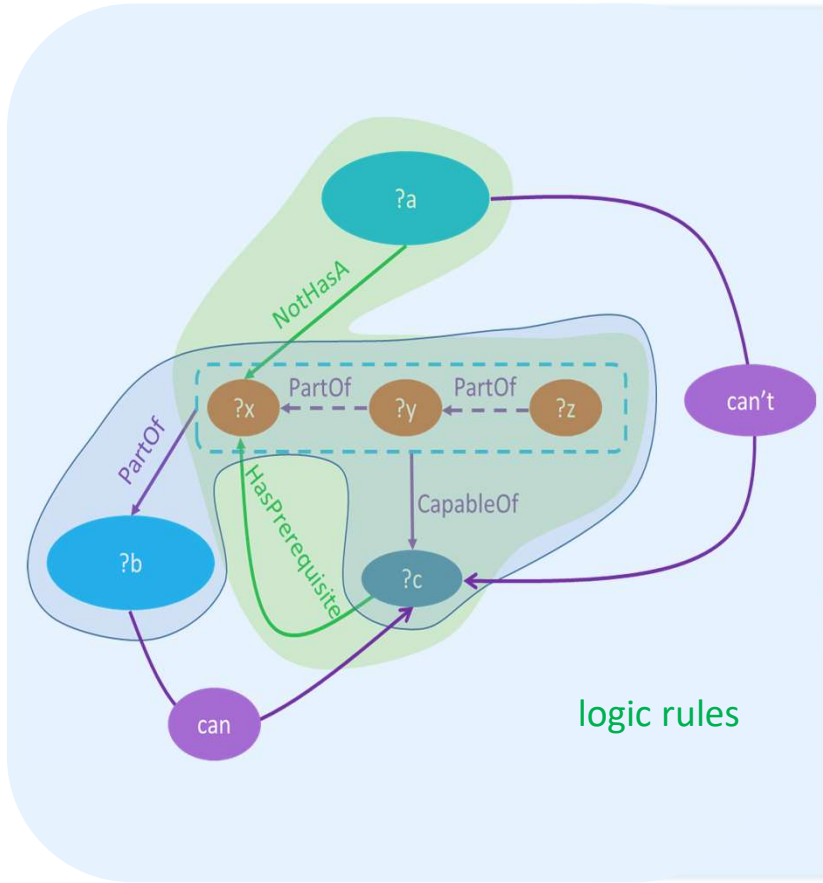


Functions and relations are just hyperedges!

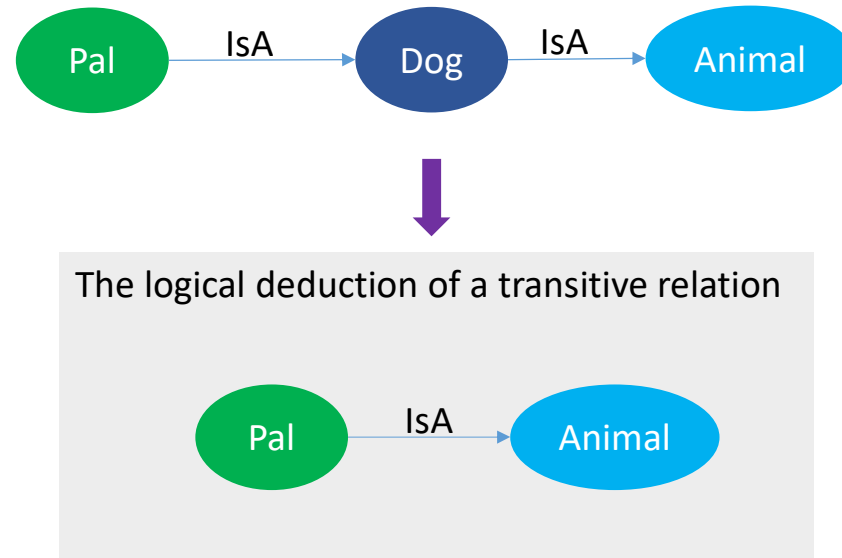
- $f(x, y, z)$ is just a hyperedge f connecting three nodes x, y, z .
- A logical expression $a \text{ AND } b \text{ AND } c$ can be written as $\text{AND}(a, b, c)$.
- Symbolic transformation is just graph pattern matching and graph transformation!



Hyperedges



Use graph transformation to do logic deduction

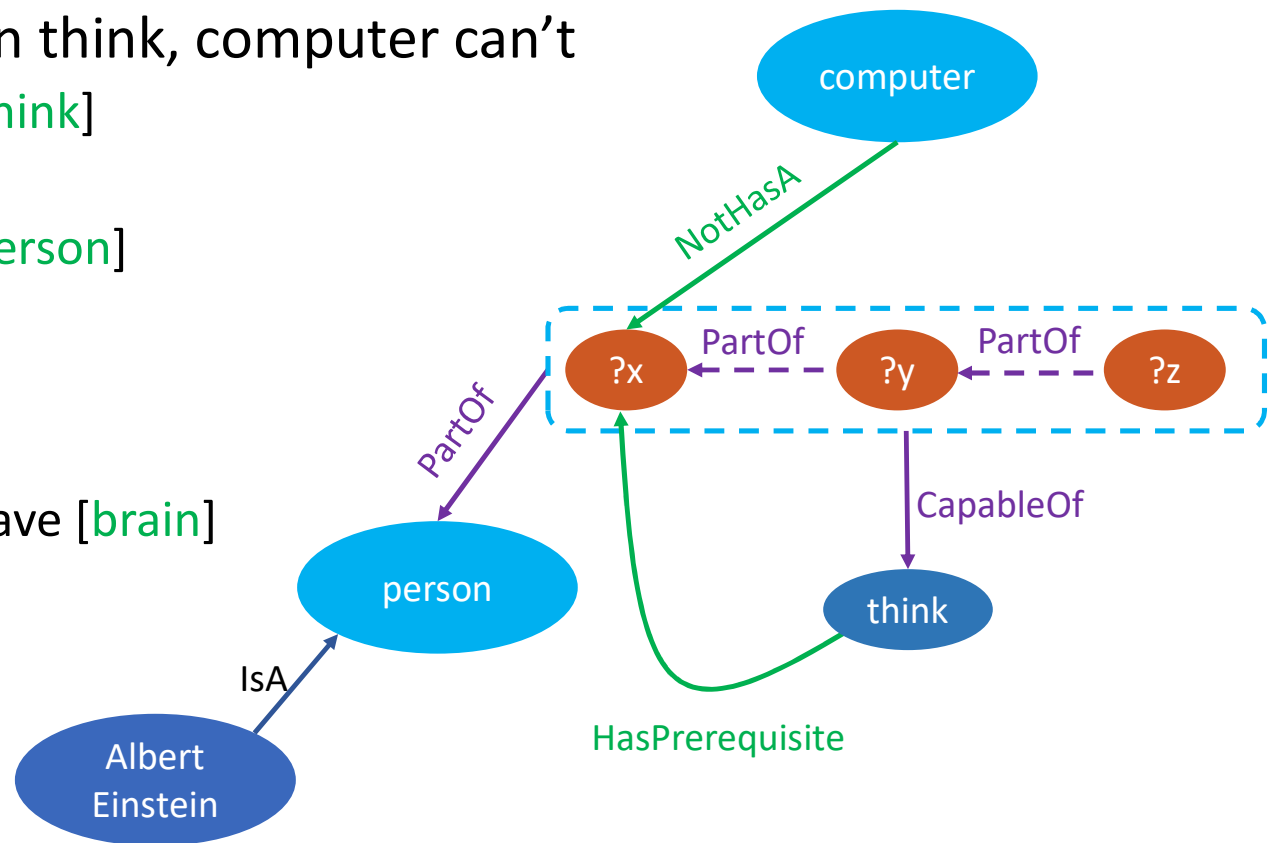


Graph transformation: whenever we see a graph G_a with a certain pattern p , replace it with a graph G_b .

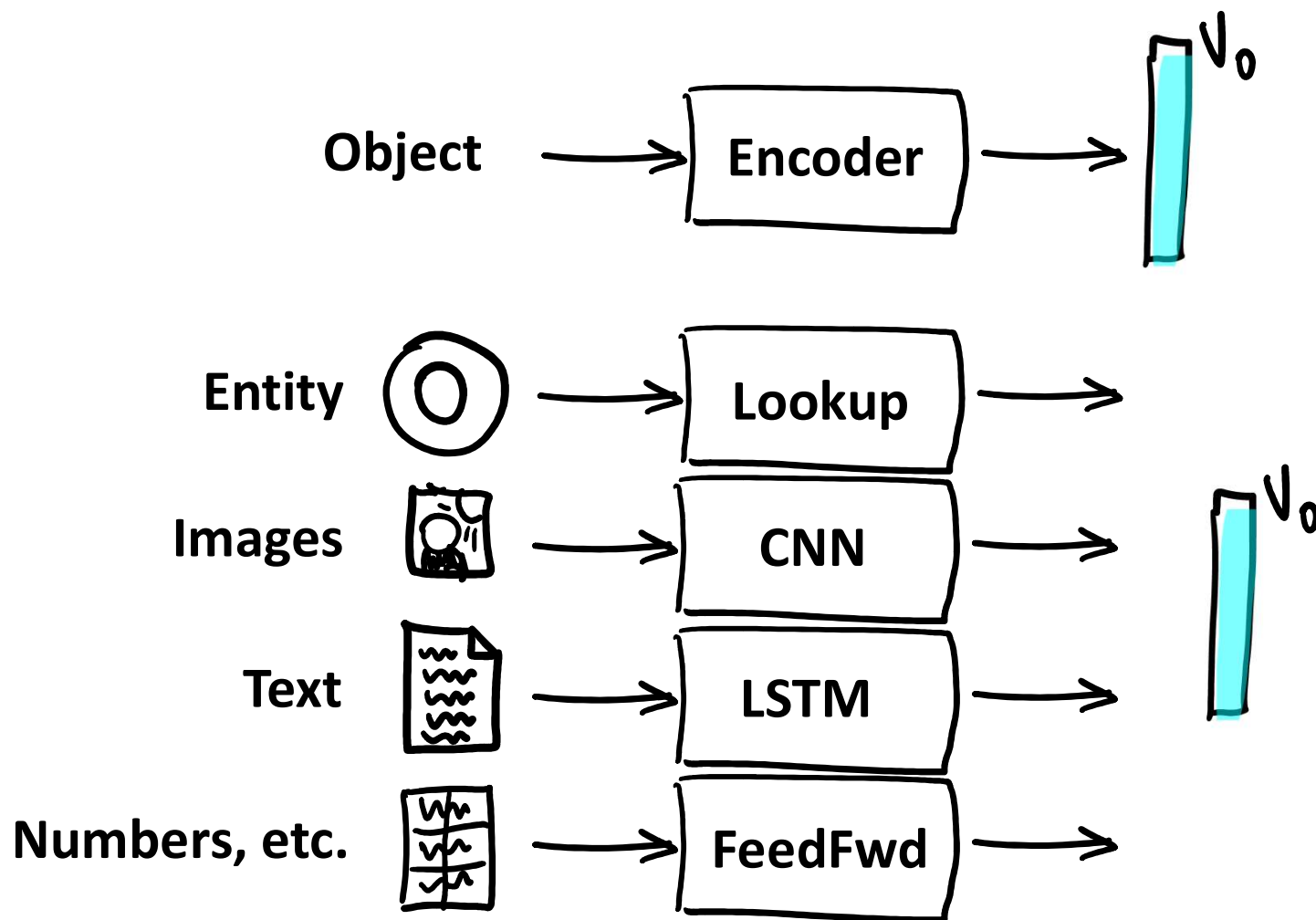
Our “shallow” yet reasonable answer

- Why can Albert Einstein think, computer can't
 - [brain] is Capable Of [think]
 - [person] have [brain]
 - [Albert Einstein] is a [person]

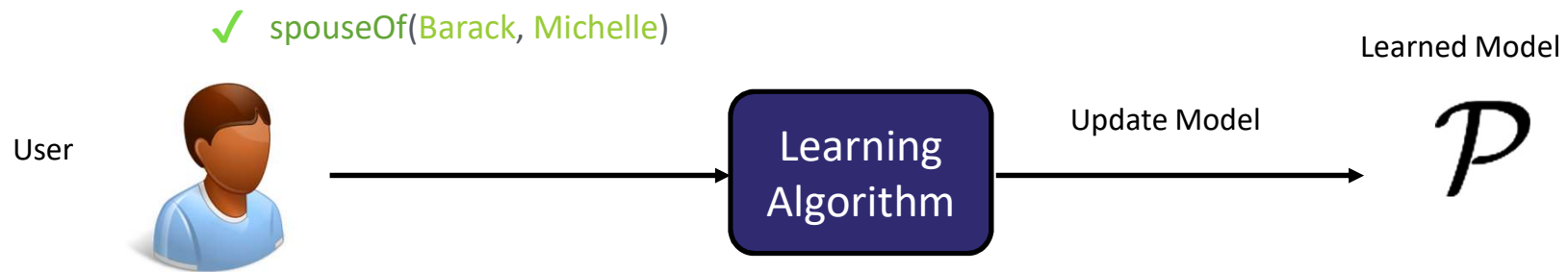
- [think] requires [brain]
- [computer] does not have [brain]



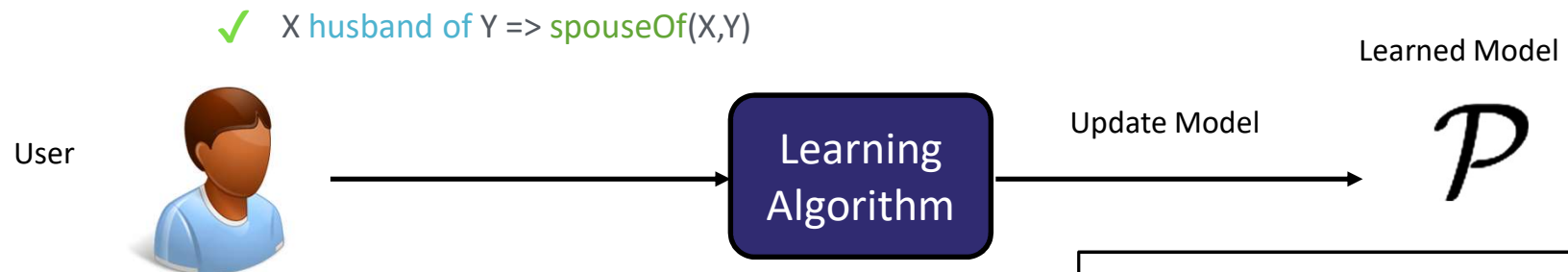
Multimodal KB Embeddings



Knowledge as Supervision



Problem 1: Each annotation takes time
Problem 2: Each annotation is a drop in the ocean



Many different options

- Generalized Expectation
- Posterior Regularization
- Labeling functions in SNORKEL

(2) Future research directions: Online KG Construction

- One shot KG construction → Online KG construction
 - Consume online stream of data
 - Temporal scoping of facts
 - Discovering new concepts automatically
 - Self-correcting systems

(2) Future research directions: Online KG Construction

- **Continuously learning and self-correcting systems**
 - *[Selecting Actions for Resource-bounded Information Extraction using Reinforcement Learning, Kanani and McCallum, WSDM 2012]*
 - Presented a reinforcement learning framework for budget constrained information extraction
 - *[Never-Ending Learning, Mitchell et al. AAI 2015]*
 - Tom Mitchell says “Self reflection and an explicit agenda of learning subgoals” is an important direction of future research for continuously learning systems.