



# Data Mining for Business Analytics

---

## Lecture 9: Representing and Mining Text

**Stern School of Business**  
**New York University**  
**Spring 2014**

# Dealing with Text

---

- Data are represented in ways natural to problems from which they were derived
- Vast amount of text..
- If we want to apply the many data mining tools that we have at our disposal, we must
  - either engineer the data representation to match the tools (**representation engineering**), or
  - build new tools to match the data

# Why Text is Difficult

---

- Text is “unstructured”
  - Linguistic structure is intended for human communication and not computers
- Word order matters sometimes
- Text can be dirty
  - People write ungrammatically, misspell words, abbreviate unpredictably, and punctuate randomly
  - Synonyms, homograms, abbreviations, etc.
- Context matters

# Text Representation

---

- **Goal:** Take a set of documents –each of which is a relatively free-form sequence of words– and turn it into our familiar feature-vector form
- A collection of documents is called a *corpus*
- A *document* is composed of individual *tokens* or terms
- *Each document is one instance*
  - *but we don't know in advance what the features will be*

# “Bag of Words”

---

- Treat every document as just a collection of individual words
  - Ignore grammar, word order, sentence structure, and (usually) punctuation
  - Treat every word in a document as a potentially important keyword of the document
- What will be the feature's value in a given document?
  - Each document is represented by a one (if the token is present in the document) or a zero (the token is not present in the document)
- Straightforward representation
- Inexpensive to generate
- Tends to work well for many tasks

# Pre-processing of Text

---

The following steps should be performed:

- The case should be normalized
  - Every term is in lowercase
- Words should be stemmed
  - Suffixes are removed
  - E.g., noun plurals are transformed to singular forms
- **Stop-words** should be removed
  - A stop-word is a very common word in English (or whatever language is being parsed)
  - Typical words such as the words *the*, *and*, *of*, and *on* are removed

# Term Frequency

---

- Use the word count (frequency) in the document instead of just a zero or one
  - Differentiates between how many times a word is used

*Table 10-1. Three simple documents.*

**d1** jazz music has a swing rhythm

**d2** swing is hard to explain

**d3** swing rhythm is a natural rhythm

*Table 10-2. Term count representation.*

	a	explain	hard	has	is	jazz	music	natural	rhythm	swing	to
<b>d1</b>	1	0	0	1	0	1	1	0	1	1	0
<b>d2</b>	0	1	1	0	1	0	0	0	0	1	1
<b>d3</b>	1	0	0	0	1	0	0	1	2	1	0

Microsoft Corp and Skype Global today announced that they have entered into a definitive agreement under which Microsoft will acquire Skype, the leading Internet communications company, for \$8.5 billion in cash from the investor group led by Silver Lake. The agreement has been approved by the boards of directors of both Microsoft and Skype.

**Table 10-3** shows a reduction of this document to a term frequency representation.

*Table 10-3. Terms after stemming, ordered by frequency*

<b>Term</b>	<b>Count</b>	<b>Term</b>	<b>Count</b>	<b>Term</b>	<b>Count</b>	<b>Term</b>	<b>Count</b>
skype	3	microsoft	3	agreement	2	global	1
approv	1	announc	1	acquir	1	lead	1
definit	1	lake	1	communic	1	internet	1
board	1	led	1	director	1	corp	1
compani	1	investor	1	silver	1	billion	1



# Normalized Term Frequency

---

- Documents of various lengths
- Words of different frequencies
  - Words should not be *too common* or *too rare*
  - Both upper and lower limit on the number (or fraction) of documents in which a word may occur
  - Feature selection is often employed
- The raw term frequencies are normalized in some way,
  - such as by dividing each by the total number of words in the document
  - or the frequency of the specific term in the corpus

# TF-IDF

---

$$\text{TFIDF}(t, d) = \text{TF}(t, d) \times \text{IDF}(t)$$

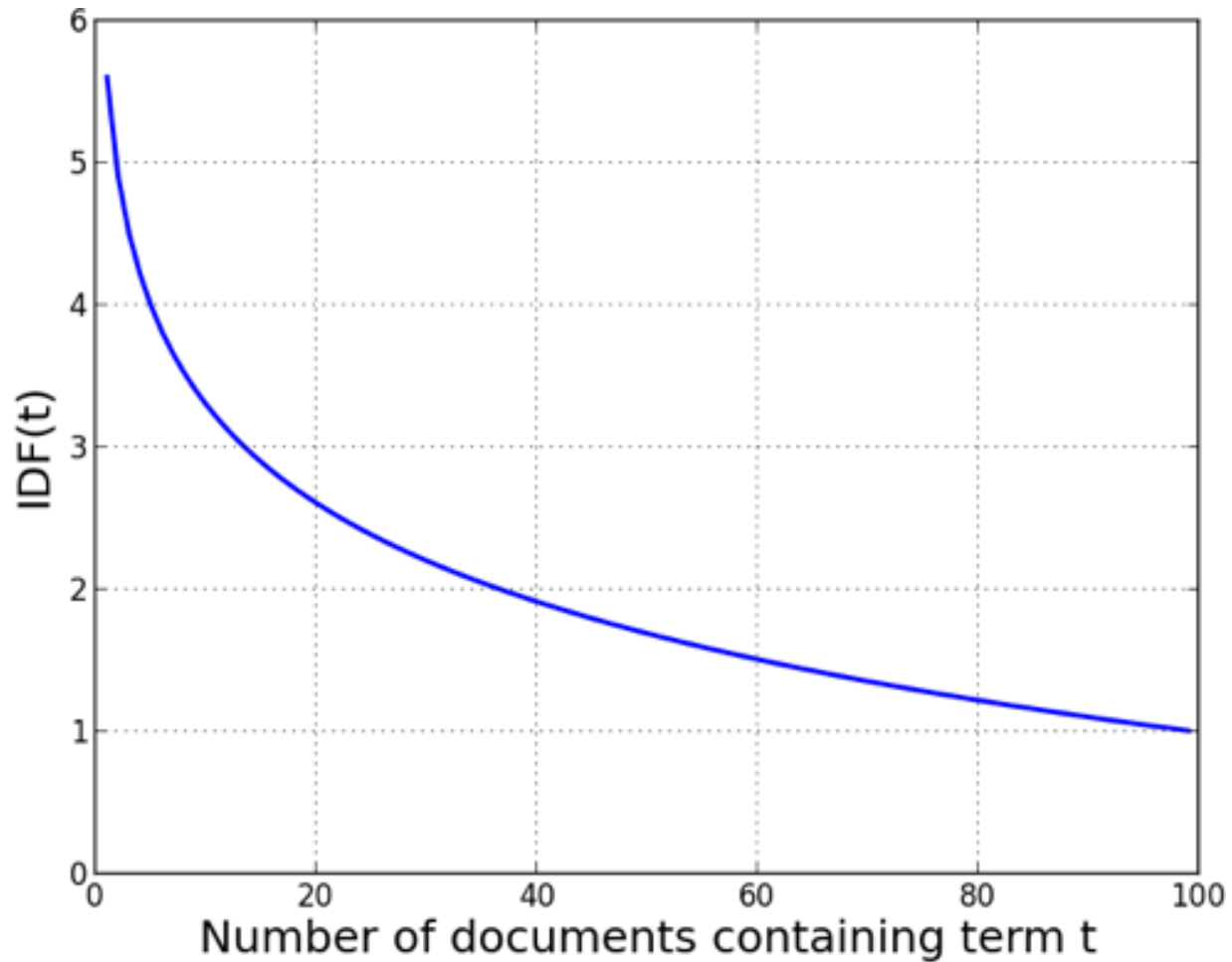
- Inverse Document Frequency (IDF) of a term

$$\text{IDF}(t) = 1 + \log \left( \frac{\text{Total number of documents}}{\text{Number of documents containing } t} \right)$$

The sparseness of a term  $t$  is measured commonly by an equation called *inverse document frequency* (IDF), which may be thought of as the boost a term gets for being rare.

# TFIDF

---



## Example: Jazz Musicians

---

- 16 prominent jazz musicians and excerpts of their biographies from Wikipedia
- Nearly 2,000 features after stemming and stop-word removal!
- Consider the sample phrase “Famous jazz saxophonist born in Kansas who played bebop and latin”
  - Our goal is to find the musicians that best matches above phrase
  - Idea: a. develop a feature vector
    - b. compute the distance of above phase’s feature vector and each musician’s feature vector
    - c. pick the musician whose feature vector is most similar to the above phase’s

# Excerpts from a few jazz musician biographies

---

## *Charlie Parker*

Charles “Charlie” Parker, Jr., was an American jazz saxophonist and composer. Miles Davis once said, “You can tell the history of jazz in four words: Louis Armstrong. Charlie Parker.” Parker acquired the nickname “Yardbird” early in his career and the shortened form, “Bird,” which continued to be used for the rest of his life, inspired the titles of a number of Parker compositions, [...]

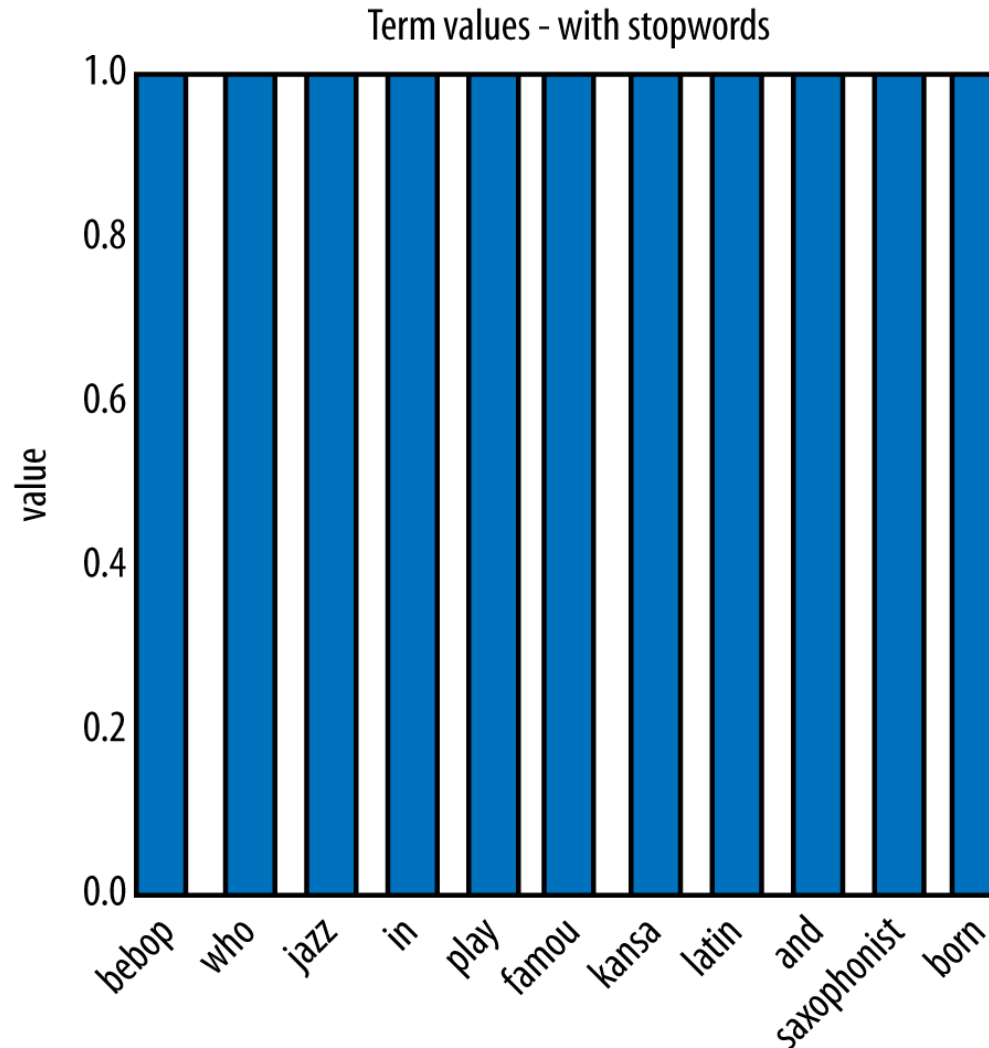
## *Duke Ellington*

Edward Kennedy “Duke” Ellington was an American composer, pianist, and big-band leader. Ellington wrote over 1,000 compositions. In the opinion of Bob Blumenthal of *The Boston Globe*, “in the century since his birth, there has been no greater composer, American or otherwise, than Edward Kennedy Ellington.” A major figure in the history of jazz, Ellington’s music stretched into various other genres, including blues, gospel, film scores, popular, and classical.[...]

## *Miles Davis*

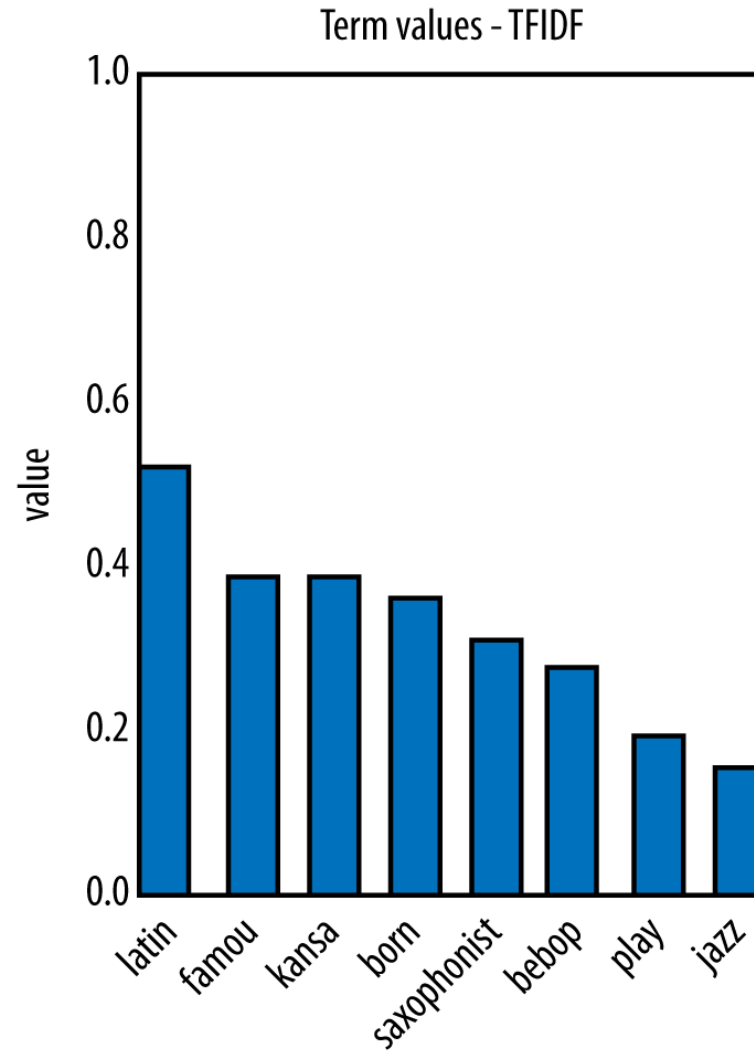
Miles Dewey Davis III was an American jazz musician, trumpeter, bandleader, and composer. Widely considered one of the most influential musicians of the 20th century, Miles Davis was, with his musical groups, at the forefront of several major developments in jazz music, including bebop, cool jazz, hard bop, modal jazz, and jazz fusion.[...]

# Example: Jazz Musicians



# Example: Jazz Musicians

---



## Example: Jazz Musicians

---

Musician	Similarity	Musician	Similarity
Charlie Parker	0.135	Count Basie	0.119
Dizzie Gillespie	0.086	John Coltrane	0.079
Art Tatum	0.050	Miles Davis	0.050
Clark Terry	0.047	Sun Ra	0.030
Dave Brubeck	0.027	Nina Simone	0.026
Thelonius Monk	0.025	Fats Waller	0.020
Charles Mingus	0.019	Duke Ellington	0.017
Benny Goodman	0.016	Louis Armstrong	0.012

---



# Beyond “Bag of Words”

---

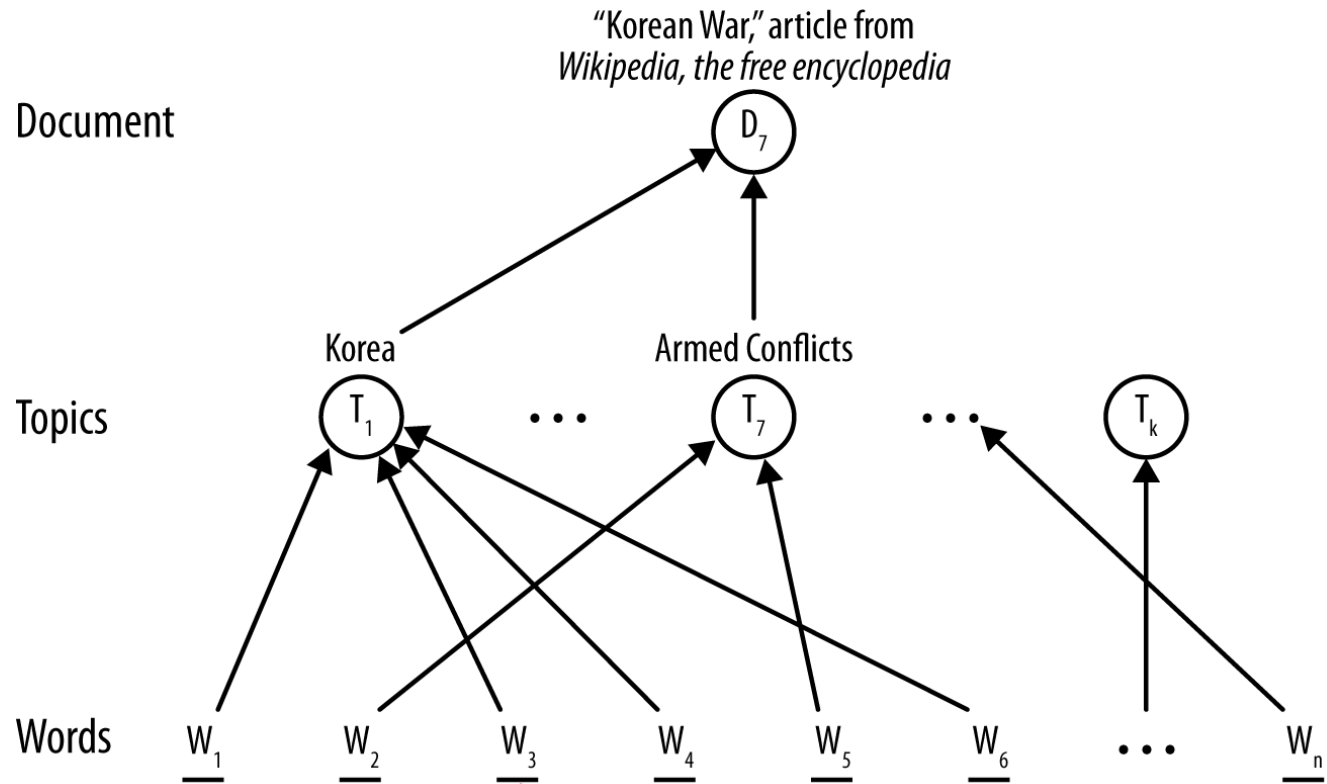
- *N*-gram Sequences
- Named Entity Extraction
- Topic Models

# N-gram Sequences

---

- In some cases, **word order is important** and you want to preserve some information about it in the representation
- A next step up in complexity is to include sequences of adjacent words as terms
- Adjacent pairs are commonly called **bi-grams**
- Example: “The quick brown fox jumps”
  - It would be transformed into {quick, brown, fox, jumps, quick\_brown, brown\_fox, fox\_jumps}
- **N-grams** they greatly increase the size of the feature set

# Topic Models



Suffering severe **casualties** within the first two months, the defenders were pushed back to a small area in the south of the **Korean** Peninsula, known as the **Pusan** perimeter. A rapid U.N. counter-offensive then drove the North **Koreans** past the 38th Parallel and almost to the **Yalu** River, when the People’s Republic of China (PRC) entered the **war** on the side of North Korea.

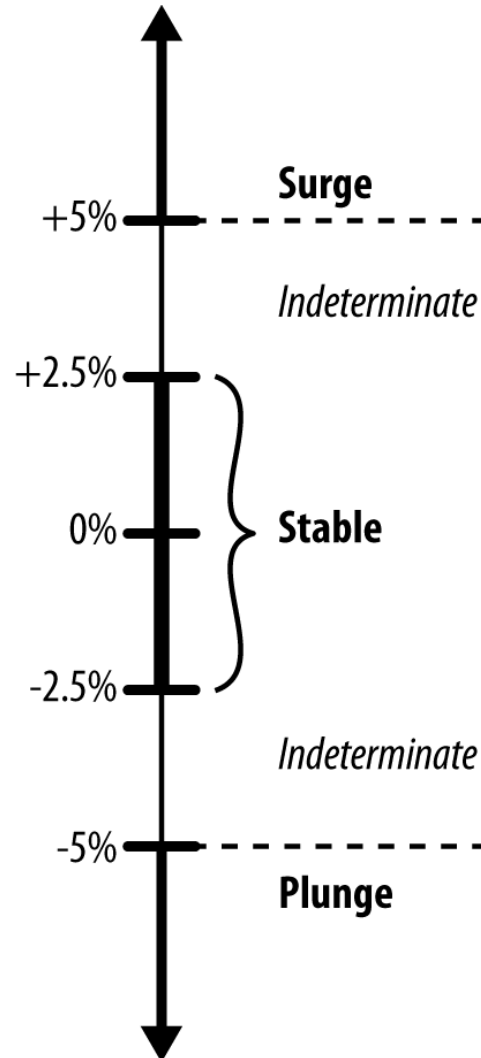
# Text Mining Example

---

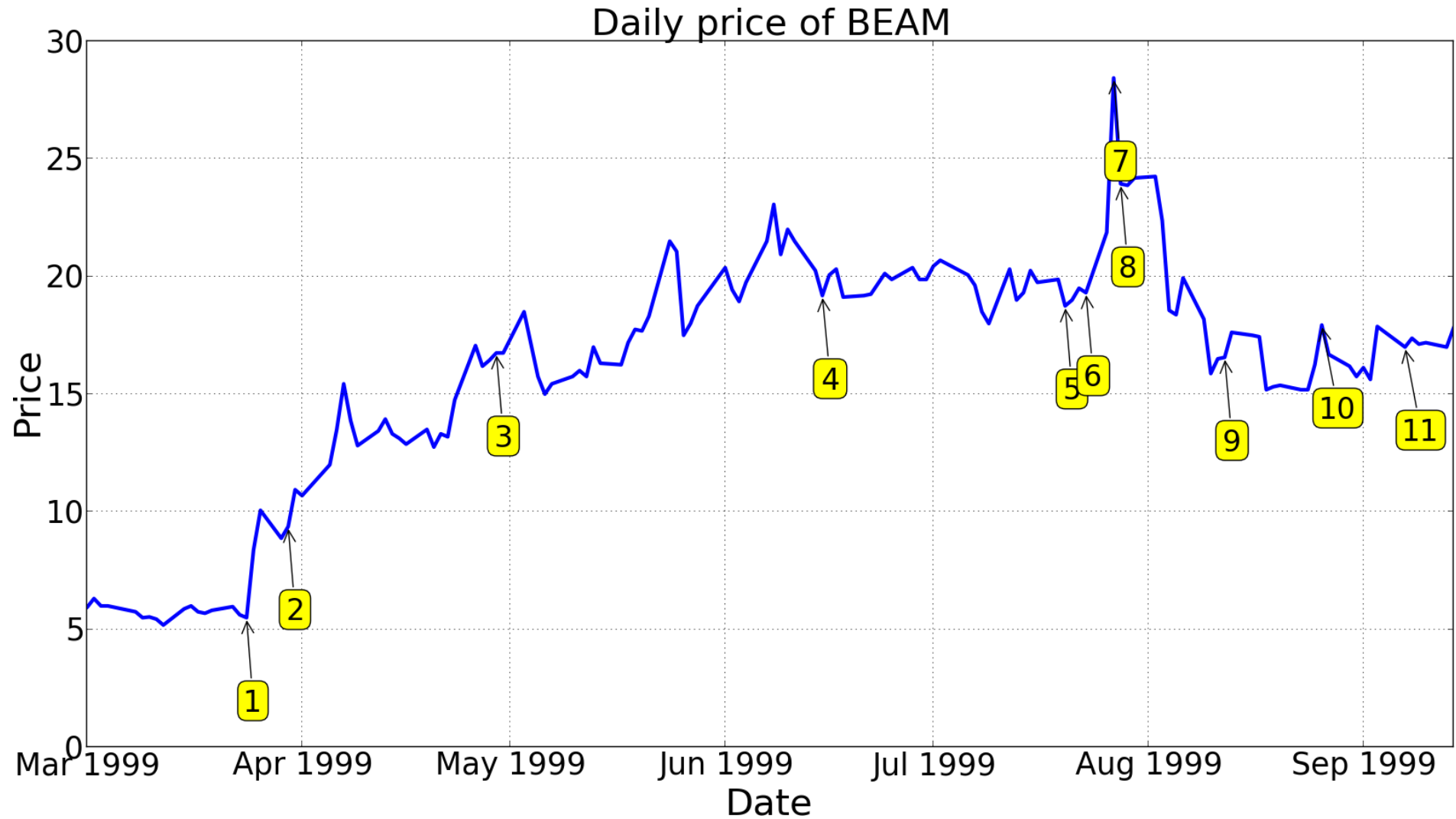
**Task:** predict the stock market based on the stories that appear on the news wires

# Mining News Stories to Predict Stock Price Movement

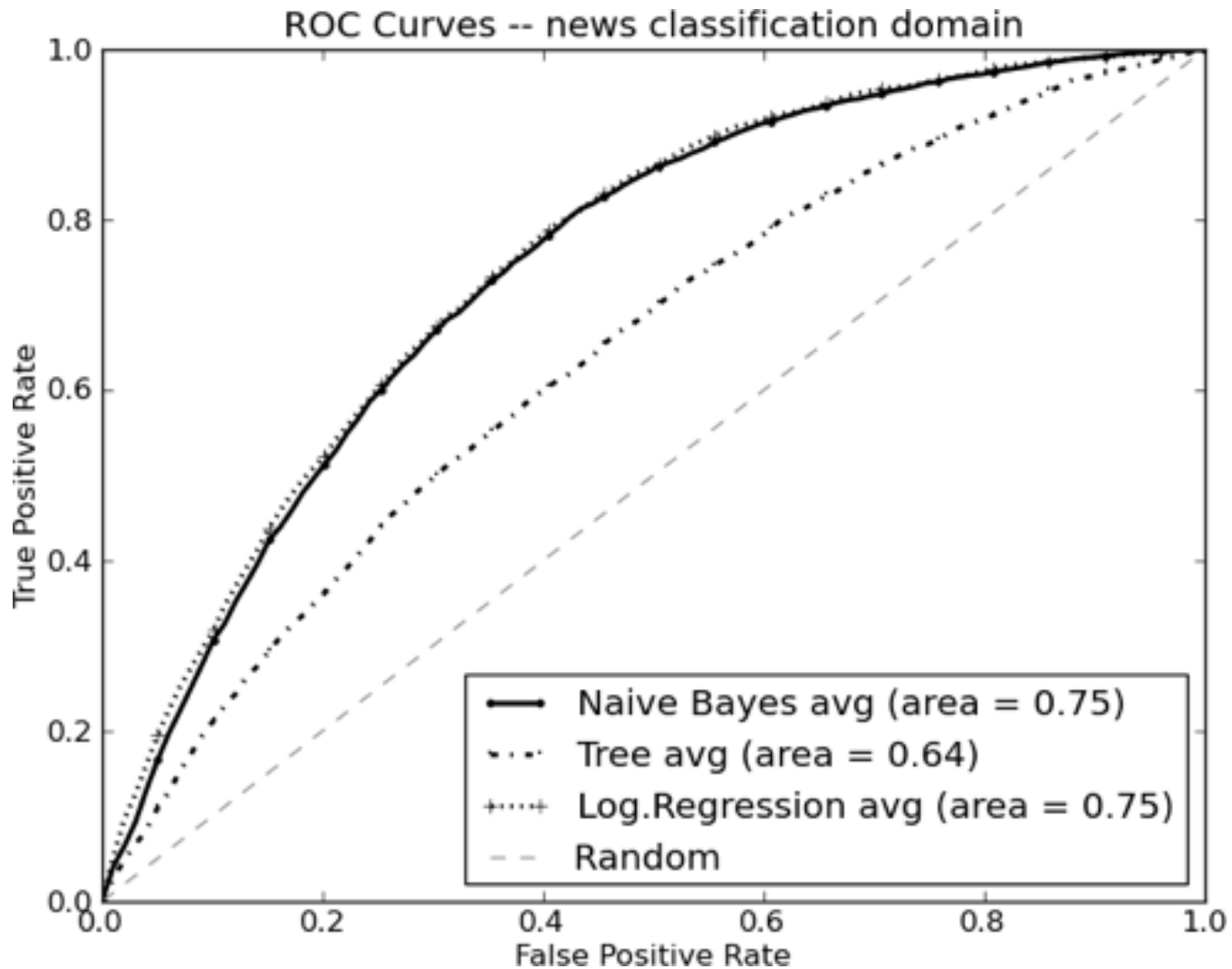
---



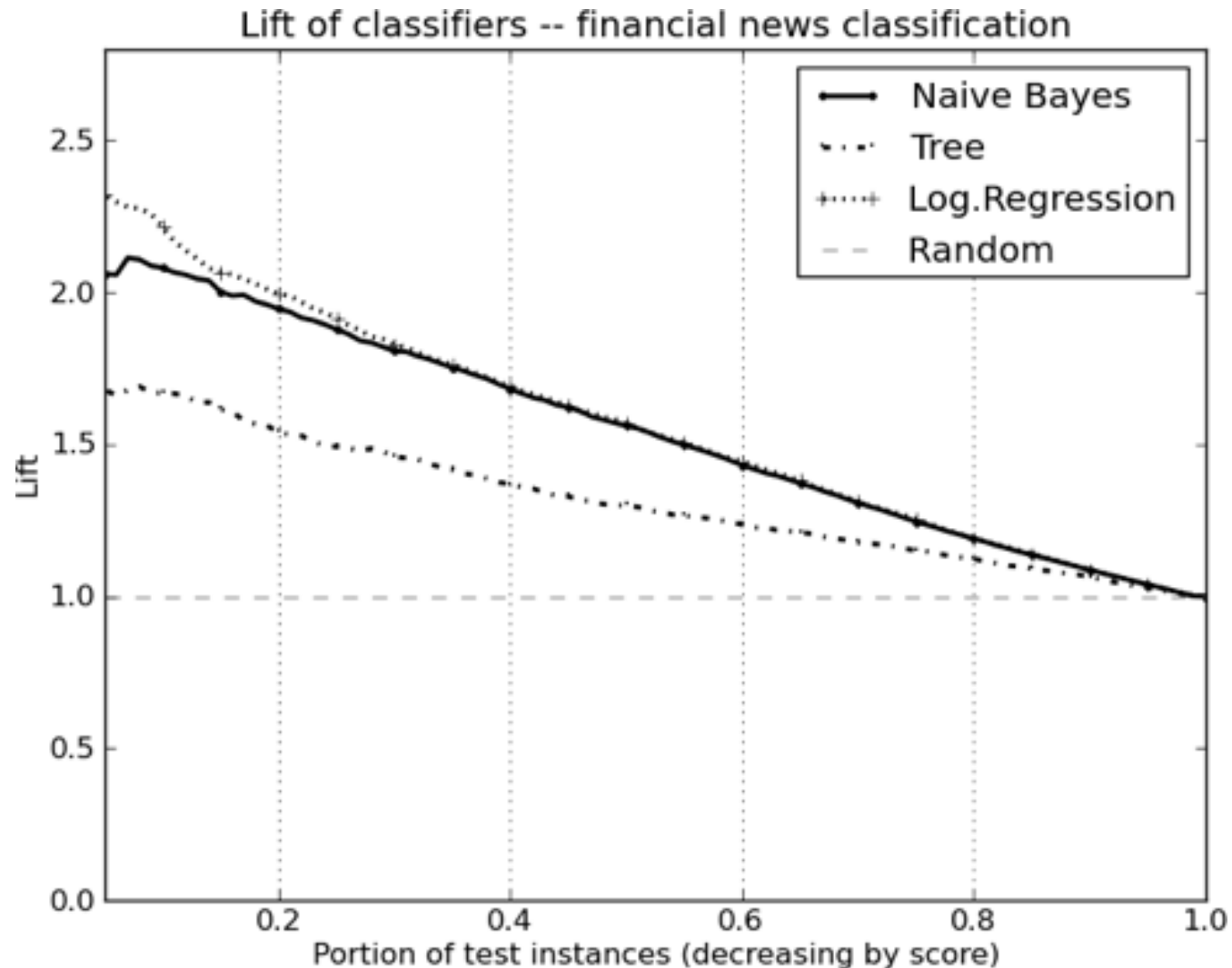
# Mining News Stories to Predict Stock Price Movement



# Mining News Stories to Predict Stock Price Movement



# Mining News Stories to Predict Stock Price Movement





# Mining News Stories to Predict Stock Price Movement

---

alert(s,ed), architecture, auction(s,ed,ing,eers), average(s,d), award(s,ed), bond(s), brokerage, climb(ed,s,ing), close(d,s), comment(ator,ed,ing,s), commerce(s), corporate, crack(s,ed,ing), cumulative, deal(s), dealing(s), deflect(ed,ing), delays, depart(s,ed), department(s), design(ers,ing), economy, econtent, edesign, eoperate, esource, event(s), exchange(s), extens(ion,ive), facilit(y,ies), gain(ed,s,ing), higher, hit(s), imbalance(s), index, issue(s,d), late(ly), law(s,ful), lead(s,ing), legal(ity,ly), lose, majority, merg(ing,ed,es), move(s,d), online, outperform(s,ance,ed), partner(s), payments, percent, pharmaceutical(s), price(d), primary, recover(ed,s), redirect(ed,ion), stakeholder(s), stock(s), violat(ing,ion,ors)

---

**Thanks!**

---

# Questions?