

Topic 2: Decision Trees

ZHANG Min

z-m@tsinghua.edu.cn

Part I. Basic Decision tree learning

An example: Enjoy Sport

- Known:



Sky	Temp	Humid	Wind	Water	Forecst	Enjoy
Sunny	Warm	Normal	Strong	Warm	Same	Yes
Sunny	Warm	High	Strong	Warm	Same	Yes
Rainy	Cold	High	Strong	Warm	Change	No
Sunny	Warm	High	Strong	Cool	Change	Yes

In a coming new day,
will the one enjoy the sport?

11

Introduction to Machine Learning: Decision Tree Learning

Problems

- Classification problem involving **nominal** data.
- Discrete
- No natural notion of similarity
- No order, in general



- Another Example: Fruit
 - Color: red, green, yellow, ...
 - Size: small, medium, big
 - Shape: round, thin
 - Taste: sweet, sour



12

Introduction to Machine Learning: Decision Tree Learning

Representation

- **Lists of attributes** instead of vectors of real numbers.

e.g.

- EnjoySport:
 - 6-tuple on *Sky, AirTemp, Humidity, Wind, Water, Forecast*
 - {Sunny, Warm, Normal, Strong, Warm, Same}
- Fruit:
 - 4-tuple on *color, size, shape, taste*
 - {red, round, sweet, small}

13

Introduction to Machine Learning: Decision Tree Learning

Basic Concepts

- Given:
 - Instance Space X e.g. possible days, each described by the attributes *Sky, AirTemp, Humidity, Wind, Water, Forecast*
 - Hypothesis Class H e.g.
if (Temp = cold AND humidity = high) then play tennis = no.
 - Training Examples D Positive and negative examples of the Target Function C $\langle x_1, c(x_1) \rangle, \dots, \langle x_m, c(x_m) \rangle$
- Determine: A hypothesis $h \in H$ such that
$$h(x) = c(x) \text{ for all } x \in X$$

14

Introduction to Machine Learning: Decision Tree Learning

Basic Concepts

- Typically X is exponentially or infinitely larger, so in general we can never be sure that $h(x)=c(x)$ for all $x \in X$
- Instead, settle for a good **approximation**, e.g. $h(x)=c(x)$ for all $x \in D$

Suppose: n binary attributes/features (e.g. true/false, warm/cold)

- **Instance Space X :** 2^n elements
- **Concept (Hypothesis) Space H :** at most 2^{2^n} elements (why?)

15

Introduction to Machine Learning: Decision Tree Learning

Training examples

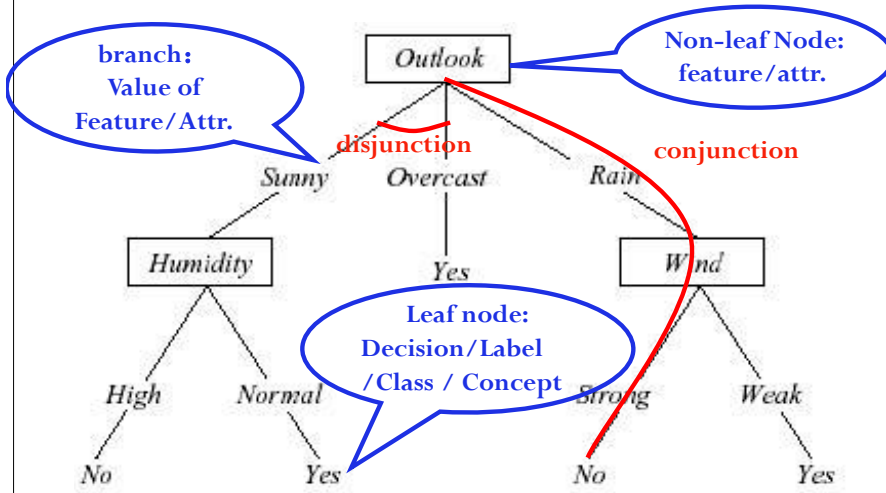
Sky	Temp	Humid	Wind	Water	Forecst	Enjoy
Sunny	Warm	Normal	Strong	Warm	Same	Yes
Sunny	Warm	High	Strong	Warm	Same	Yes
Rainy	Cold	High	Strong	Warm	Change	No
Sunny	Warm	High	Strong	Cool	Change	Yes
		

- Banana: yellow, thin, medium, sweet
- Watermelon: green, round, big, sweet
- Banana: yellow, thin, medium, sweet
- Grape: green, round, small, sweet
- Grape: red, round, small, sour
- ...

16

Introduction to Machine Learning: Decision Tree Learning

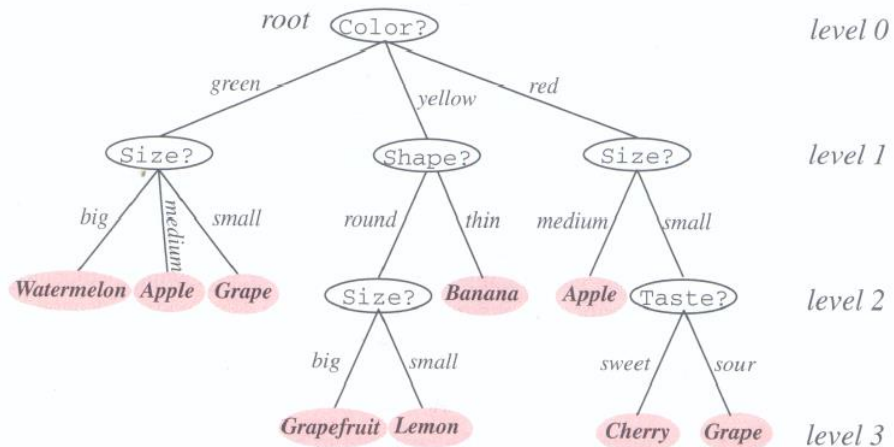
Decision tree - Concepts



17

Introduction to Machine Learning: Decision Tree Learning

Example 2: Fruits



18

Introduction to Machine Learning: Decision Tree Learning

Decision tree – Milestones

- In 1966, first proposed by Hunt
- In 1970's~1980's
 - CART by Friedman, Breiman
 - ID3 by Quinlan
- Since 1990's
 - Comparative study (Mingers, Dietterich, Quinlan, etc)
 - Most popular DTree algorithm: C4.5 by Quinlan in 1993

19

Introduction to Machine Learning: Decision Tree Learning

Classical Decision Tree Algorithms

CART (classification and regression trees)

A general framework:

- Create or grow a decision tree using training data
- Decision tree will progressively split the set of training examples into smaller and smaller subsets
- Stop splitting if each subset is pure
- Or accept an imperfect decision

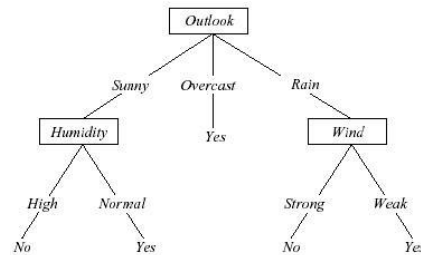
Many DTree algorithms follow this framework, including ID3, C4.5, etc.

21

Introduction to Machine Learning: Decision Tree Learning

Classical DTree Alg. – ID3

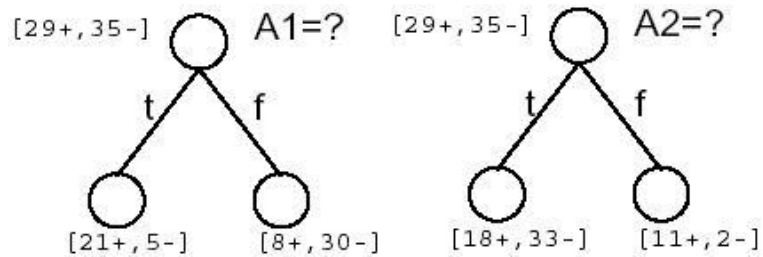
- Top-down, greedy search
- Recursive algorithm
- Main Cycle:
 - A : the **best** decision attribute for the next step
 - Assign A as decision attribute for node
 - For each value of A (v_i), create new descendant of node
 - Sort training examples to leaf nodes
 - If **training examples perfectly classified**, Then RETURN, Else drill down to new leaf nodes



22

Introduction to Machine Learning: Decision Tree Learning

ID3 Q1: Which attribute is the best one?



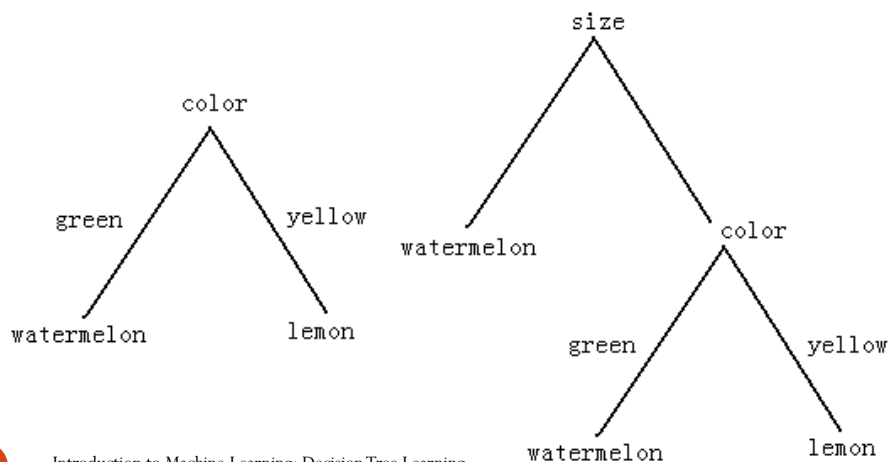
Outlook, Humidity, Wind, ?

23

Introduction to Machine Learning: Decision Tree Learning

Query selection and node impurity

- Fundamental principle: **simplicity**
We prefer decisions that lead to a simple, compact tree with few nodes



24

Introduction to Machine Learning: Decision Tree Learning

Query selection and node impurity

- Fundamental principle: **simplicity**
 - We prefer decisions that lead to a simple, compact tree with few nodes
- We seek a property query T at each node N that makes the data reaching the immediate descendent nodes as “pure” as possible
- Purity – Impurity

How to measure impurity?

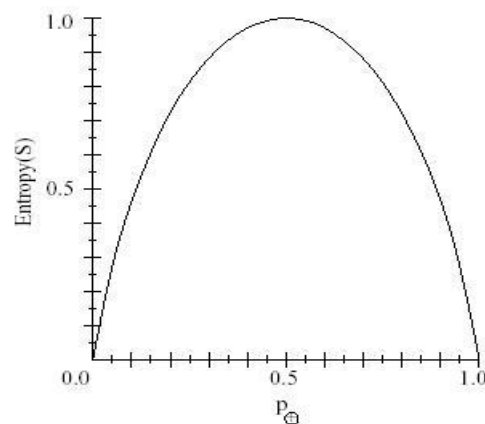
25

Introduction to Machine Learning: Decision Tree Learning

Entropy impurity (is frequently used)

$$Entropy(N) = -\sum_j P(w_j) \log_2 P(w_j)$$

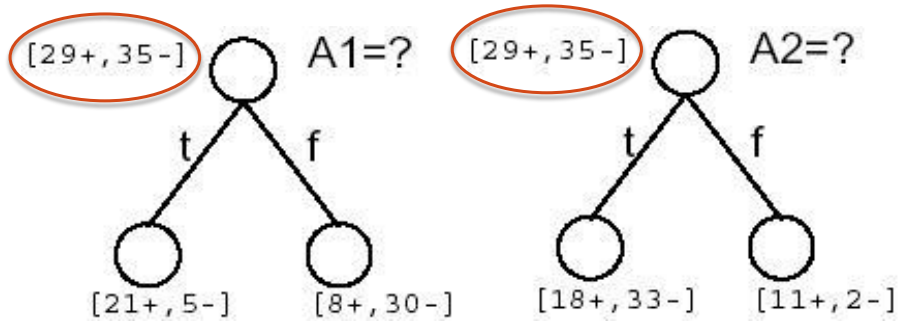
- Define: $0 \log 0 = 0$
- In information theory, entropy measures the **purity/impurity** of information, or the **uncertainty** of information
- Uniform distribution – Maximum value of entropy



26

Introduction to Machine Learning: Decision Tree Learning

Entropy



$$Entropy(S) = -\frac{29}{64} \times \log_2 \frac{29}{64} - \frac{35}{64} \times \log_2 \frac{35}{64} = 0.993$$

27

Introduction to Machine Learning: Decision Tree Learning

Besides Entropy Impurity

- Gini impurity (Duda prefers Gini impurity)

$$i(N) = \sum_{i \neq j} P(w_i)P(w_j) = 1 - \sum_j P^2(w_j)$$

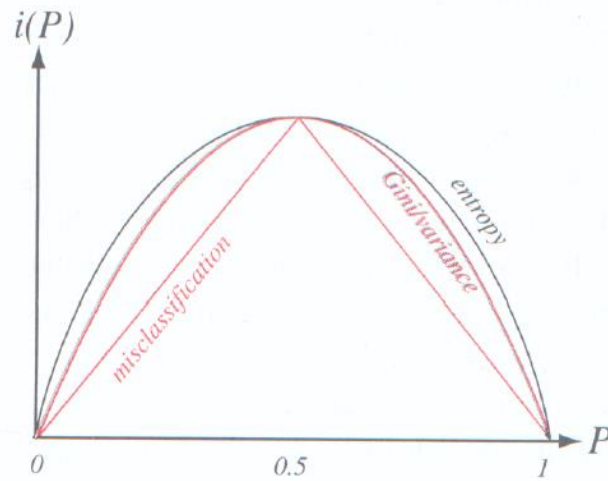
- Misclassification impurity

$$i(N) = 1 - \max_j P(w_j)$$

28

Introduction to Machine Learning: Decision Tree Learning

Impurity



29

Introduction to Machine Learning: Decision Tree Learning

Measuring the **change of impurity $\Delta I(N)$** — Information Gain (IG), for example

- Expected reduction in entropy due to sorting on A

$$Gain(S, A) \equiv \underbrace{Entropy(S)}_{\text{Entropy of Original S}} - \underbrace{\sum_{v \in \text{Values}(A)} \frac{|S_v|}{|S|} Entropy(S_v)}_{\text{Expected entropy after sorting on A}}$$

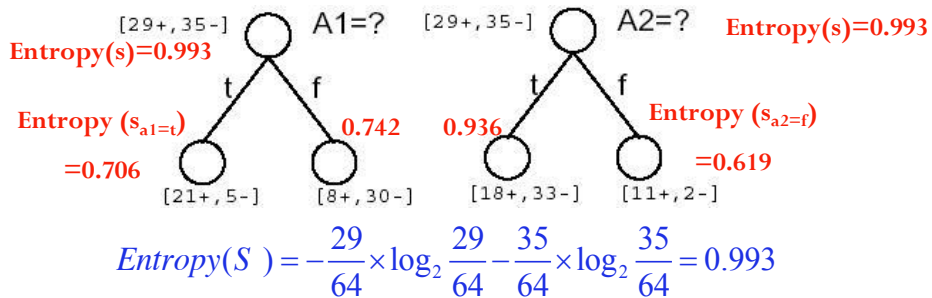
30

Introduction to Machine Learning: Decision Tree Learning

Information Gain, IG

- Expected reduction in entropy due to sorting on A

$$Gain(S, A) \equiv Entropy(S) - \sum_{v \in Values(A)} \frac{|S_v|}{|S|} Entropy(S_v)$$



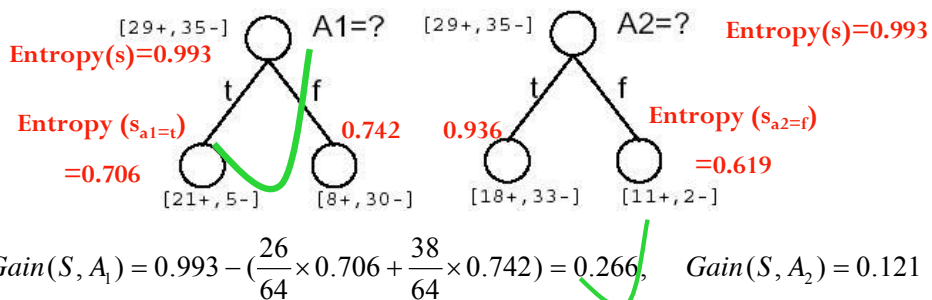
31

Introduction to Machine Learning: Decision Tree Learning

Information Gain, IG

- Expected reduction in entropy due to sorting on A

$$Gain(S, A) \equiv Entropy(S) - \sum_{v \in Values(A)} \frac{|S_v|}{|S|} Entropy(S_v)$$



32

Introduction to Machine Learning: Decision Tree Learning

ID3 Q2: when to RETURN (stop splitting) ?

- “If training examples perfectly classified”
- Condition 1: if all the data in the current subset has the same output class, then stop
- Condition 2: if all the data in the current subset has the same input value, then stop

Possible condition 3: if all the attributes' IG scores are 0, then stop

A good idea?

33

Introduction to Machine Learning: Decision Tree Learning

ID3 Q2 : when to RETURN (stop splitting) ?

- $y = a \text{ XOR } b$

Information Gain:

a	b	y
0	0	0
0	1	1
1	0	1
1	1	0

Attr	value	probability	IG
a	0	50%	0
	1	50%	
b	0	50%	0
	1	50%	

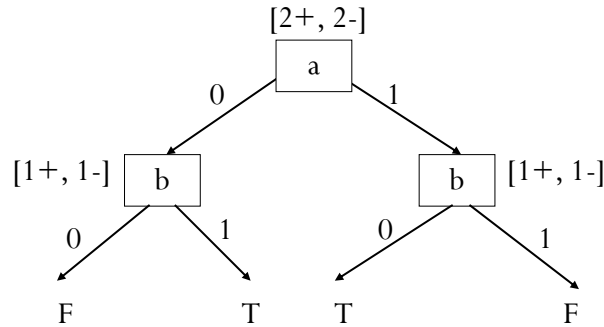
- According to the proposed condition 3, No attribute could be chosen even at the first step.

34

Introduction to Machine Learning: Decision Tree Learning

ID3 Q2 : when to RETURN ?

- If we ignore the proposed condition 3



There're ONLY 2 conditions for stopping splitting in ID3:

- The same output class or The same input value



Discussion: If they have same input but diff. output, what does it mean?

35

Introduction to Machine Learning: Decision Tree Learning

ID3 example: training samples

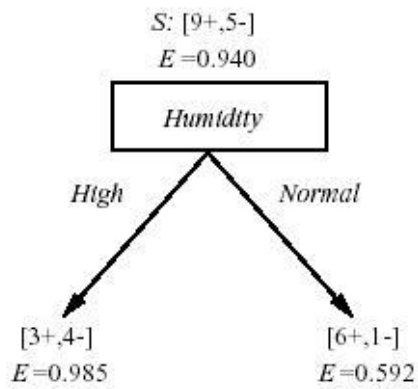
High: 3+, 4-; Normal: 6+, 1- Total: 9+, 5-;

Day	Outlook	Temperature	Humidity	Wind	PlayTennis
D1	Sunny	Hot	High	Weak	No
D2	Sunny	Hot	High	Strong	No
D3	Overcast	Hot	High	Weak	Yes
D4	Rain	Mild	High	Weak	Yes
D5	Rain	Cool	Normal	Weak	Yes
D6	Rain	Cool	Normal	Strong	No
D7	Overcast	Cool	Normal	Strong	Yes
D8	Sunny	Mild	High	Weak	No
D9	Sunny	Cool	Normal	Weak	Yes
D10	Rain	Mild	Normal	Weak	Yes
D11	Sunny	Mild	Normal	Strong	Yes
D12	Overcast	Mild	High	Strong	Yes
D13	Overcast	Hot	Normal	Weak	Yes
D14	Rain	Mild	High	Strong	No

36

Introduction to Machine Learning: Decision Tree Learning

ID3 example: feature selection



$$\text{Gain}(S, \text{Humidity})$$

$$= 0.940 - (7/14) * 0.985 -$$

$$(7/14) * 0.592$$

$$= 0.151$$

$$\text{Gain}(S, \text{Outlook}) = 0.246$$

$$\text{Gain}(S, \text{Wind}) = 0.048$$

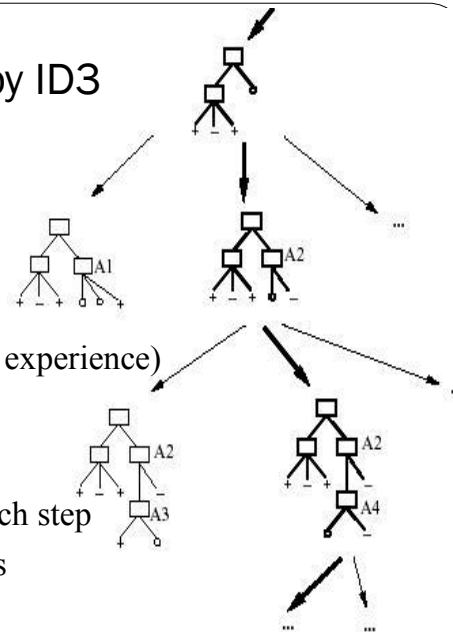
$$\text{Gain}(S, \text{Temperature}) = 0.029$$

37

Introduction to Machine Learning: Decision Tree Learning

Hypothesis space search by ID3

- Hypothesis space is complete
 - Target function surely in there
- Output a single hypothesis
 - Can't play over 20 questions (by experience)
- No back tracking
 - Local minima...
- Use all the data in the subset for each step
 - Statistically-based search choices
 - Robust to noisy data



38

Introduction to Machine Learning: Decision Tree Learning

Inductive bias in ID3

- Note H is the power set of instances X
 - No restriction on the hypothesis space
- Preference for trees with high IG attributes near the root
 - Attempt to find the shortest tree
 - Bias is a *preference* for some hypotheses (search bias), rather than a *restriction* of hypothesis space H (language bias).
 - Occam's razor: prefer the shortest hypothesis that fits the data

39

Introduction to Machine Learning: Decision Tree Learning

Occam's razor

- Just gives an idea here, no detail discussion
- For more information:
 - Domingos, The role of Occam's Razor in knowledge discovery. Journal of Data Mining and Knowledge Discovery, 3(4), 1999.

40

Introduction to Machine Learning: Decision Tree Learning

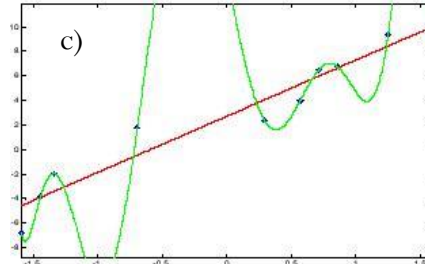
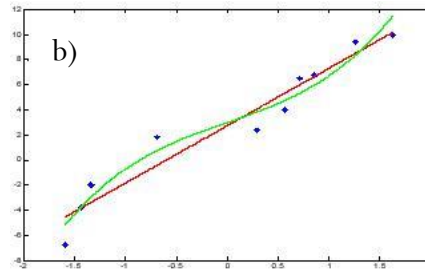
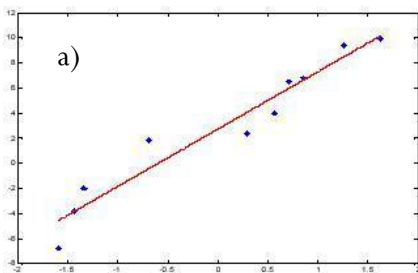
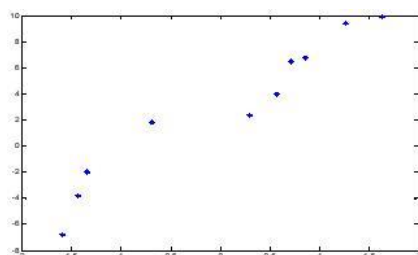
Decision Tree

- Introduction -- basic concepts
- ID3 algorithm as an example
 - Algorithm description
 - Feature selection
 - Stop conditions
 - Inductive bias for ID3
- Over-fitting and Pruning

41

Introduction to Machine Learning: Decision Tree Learning

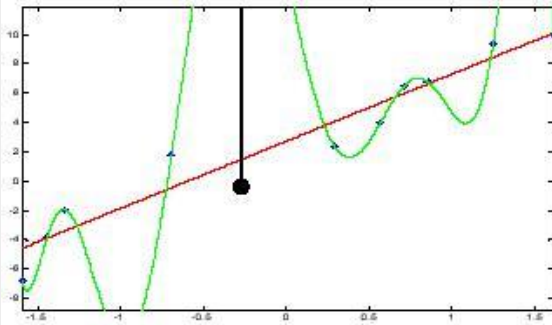
What's over-fitting ?



42

Introduction to Machine Learning: Decision Tree Learning

What's over-fitting ?



- $h \in H$ overfits training data if there's an alternative $h' \in H$ such that:

$$err_{\text{train}}(h) < err_{\text{train}}(h')$$

AND

$$err_{\text{test}}(h) > err_{\text{test}}(h')$$

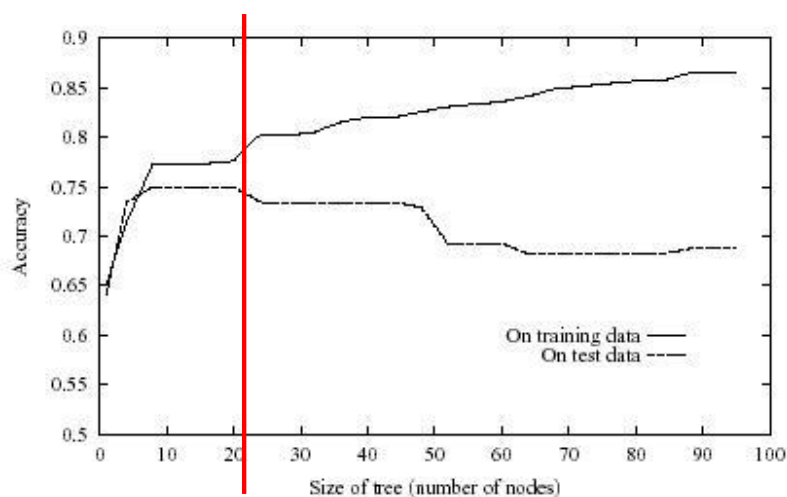
An example of over-fitting in DTree

- Each leaf corresponds to a single training point and the full tree is merely a convenient implementation of a lookup table

43

Introduction to Machine Learning: Decision Tree Learning

Over-fitting in Decision Tree Learning



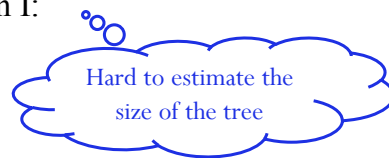
44

Introduction to Machine Learning: Decision Tree Learning

Avoid over-fitting

- Two ways of avoid over-fitting for DTree
 - I. Stop growing when data split not statistically significant (pre-pruning)
 - II. Grow full tree, then post-pruning

For Option I:



45

Introduction to Machine Learning: Decision Tree Learning

Pre-Pruning: When to stop splitting

(I) Number of instances

- Frequently, **a node is not split further** if
 - The number of training instances reaching a node **is smaller than a certain percentage of the training set**
 - (e.g. 5%)
 - Regardless the impurity or error.
 - **Any decision based on too few instances causes variance and thus generalization error.**

46

Introduction to Machine Learning: Decision Tree Learning

Pre-Pruning: When to stop splitting

(2) Threshold of information gain value

- Set a small threshold value, splitting is stopped if

$$\Delta i(s) \leq \beta$$
- Benefits: Use all the training data. Leaf nodes can lie in different levels of the tree.
- Drawback: Difficult to set a good threshold

47

Introduction to Machine Learning: Decision Tree Learning

Avoid over-fitting

- Two ways of avoid over-fitting for D-Tree
 - I. Stop growing when data split not statistically significant (pre-pruning)
 - II. Grow full tree, then post-pruning

For option II:

- How to select “best” tree?
 - Measure performance **over training data (statistical pruning)**
 - Confidence level (will be introduced later)
 - Measure performance **over separate validation data set**
- MDL (Minimize Description Length 最小描述长度):

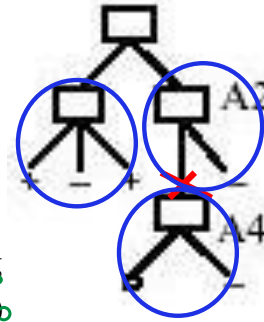
$$\text{minimize} (\text{size}(\text{tree}) + \text{size}(\text{misclassifications}(\text{tree})))$$

48

Introduction to Machine Learning: Decision Tree Learning

Post-pruning (1). Reduced-Error pruning

- Split data into **training set** and **validation set**
 - Validation set:
 - Known label
 - Test performance
 - **No model updates during this test!**
- Do until further pruning is harmful:
 - Evaluate impact **on validation set** of pruning each possible node (plus the subtree it roots)
 - Greedily remove the one that most improves **validation set accuracy**



How to assign the label of the new leaf node?

49

Introduction to Machine Learning: Decision Tree Learning

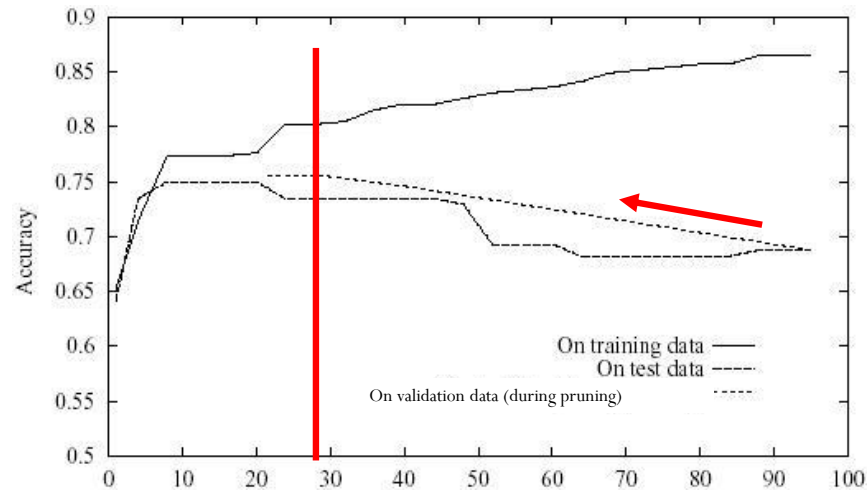
Supplement: strategies of the new leaf node label after pruning

- Assign the most common class.
- Give the node multiple-class labels
 - Each class has a support degree (based on the number of the training data with each label)
 - On test: select one class with probability, or select multiple classes
- If it is the regression tree (numeric labels), can be averaged, or weighted average.
-

50

Introduction to Machine Learning: Decision Tree Learning

Effect of Reduced-Error pruning



51

Introduction to Machine Learning: Decision Tree Learning

Post-pruning (2). Rule Post-pruning

- 1, Convert tree to equivalent set of rules
 - e.g. if (outlook=sunny) \wedge (humidity=high) then playTennis = no
 - 2, Prune each rule by removing any **preconditions** that result in **improving** its estimated accuracy
 - i.e. (outlook=sunny), (humidity=high)
 - 3, Sort rules into desired sequence (**by their estimated accuracy**).
 - 4, Use the final rules **in the same sequence** when classifying instances.
- (after the rules are pruned, it may not be possible to write them back as a tree anymore.)

One of the most frequently used methods, e.g. in C4.5.

52

Introduction to Machine Learning: Decision Tree Learning

Why convert the decision tree to rule before pruning?

- Independent to contexts.
 - Otherwise, if **the tree** were pruned, two choices:
 - Remove the node completely, or
 - Retain it there.
- No difference between root node and leaf nodes.
- Improve readability

53

Introduction to Machine Learning: Decision Tree Learning

Brief overview of Decision Tree Learning (Part 1)

- Introduction -- basic concepts
- ID3 algorithm as an example
 - Algorithm description
 - Feature selection
 - Stop conditions
 - Inductive bias for ID3
- Over-fitting and Pruning
 - Pre-pruning
 - Post-pruning: Reduced-Error pruning, Rule post-pruning
 - In practice, pre-pruning is faster, post-pruning generally leads to more accurate trees

54

Introduction to Machine Learning: Decision Tree Learning

Brief overview of Decision Tree Learning (Part 1)

- The basic idea come from human's decision procedure
- Simple, easy to understand: If...Then...
- Robust to noise data
- Widely used in research and application
 - Medical Diagnosis (Clinical symptoms → disease)
 - Credit analysis (personal information → valuable custom?)
 - Schedule
 -
- A decision tree is generally tested as the benchmark before more complicated algorithms are employed.

55

Introduction to Machine Learning: Decision Tree Learning

Part 2: Advanced Topics in Decision Tree

Problems & improvements

56

Introduction to Machine Learning: Decision Tree Learning

1. Continuous attribute value

$$x_l < x_s < x_u$$

Temperature	40	48	60	72	80	90
decision	No	No	Yes	Yes	Yes	No

- Create a set of discrete attribute value
- Options:
 - I. Get the medium of the adjacent values with different decisions

$$x_s = (x_l + x_u) / 2$$

(Fayyad proved that thresholds lead to max IG satisfies the condition in 1991)
 - II. Take into account the probability $x_s = (1 - P)x_l + Px_u$

57

Introduction to Machine Learning: Decision Tree Learning

2. Attributes with many values

Problem:

- Bias: If attribute has many values, IG will select it
 - e.g. Date as an attribute
- One possible solution: use *GainRatio* instead

$$\text{GainRatio}(S, A) \equiv \frac{\text{Gain}(S, A)}{\text{SplitInformation}(S, A)}$$

$$\text{SplitInformation}(S, A) \equiv - \sum_{i=1}^c \frac{|S_i|}{|S|} \log_2 \frac{|S_i|}{|S|}$$

Punish factor, entropy of S on A

58

Introduction to Machine Learning: Decision Tree Learning

3. Unknown attribute values

BTR	Temp	...	label
neg	normal	...	-
neg	normal	...	-
neg	normal	...	-
neg	normal	...	-
neg	high	...	+
pos	normal	...	+
pos	high	...	+
pos	high	...	+
?	normal	...	+

With missing data

[5+, 4-]

Blood Test Results

neg

pos

?

?

Most common training: neg

[2+, 4-]

[3+, 0-]

Most common according to the label: pos

[1+, 4-]

[4+, 0-]

Assign probability: neg 5/8, pos 3/8

[(1+5/8)+, 4-] [(3+3/8)+, 0-]

59

Introduction to Machine Learning: Decision Tree Learning

4. Attributes with costs

- Tan & Schlimmer (1990)

$$\frac{Gain^2(S, A)}{Cost(A)}$$

- Nunez (1988)

$$\frac{2^{Gain(S, A)} - 1}{(Cost(A) + 1)^w}$$

- w:[0,1] importance of cost

60

Introduction to Machine Learning: Decision Tree Learning

What's more ...

- Perhaps the simplest and the most frequently used algorithm
 - Easy to understand
 - Easy to implement
 - Easy to use
 - Small computation costs
- Decision Forest:
 - Many decision trees by C4.5
- For More information about C4.5 (C5.0):
 - <http://www.rulequest.com/Personal/>
Ross Quinlan's homepage



61

Introduction to Machine Learning: Decision Tree Learning

Experiment 1

Decision Tree Algorithm and Analysis

Deadline: March 23 (Sunday), 2014

62

Introduction to Machine Learning: Decision Tree Learning